



2008-2009 GMT Quarterly Report for District (or Undistricted) **District 13 A**



GMT: **STEVEN D SHERER**

Location: **OHIO**

GMT CA: **1 & 2**

CLUBS

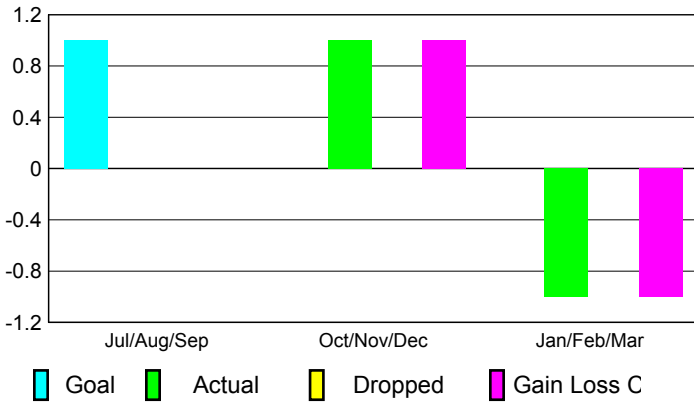
Club Results 2008-2009

Clubs 2007-2008

Month	New Club Goal	Actual New Clubs	Actual Dropped Clubs	Gain/Loss of Clubs	Gain/Loss of Clubs
Jul/Aug/Sep	1	0	0	0	0
Oct/Nov/Dec	0	1	0	1	-2
Jan/Feb/Mar	0	-1	0	-1	0
Totals	1	0	0	0	-2

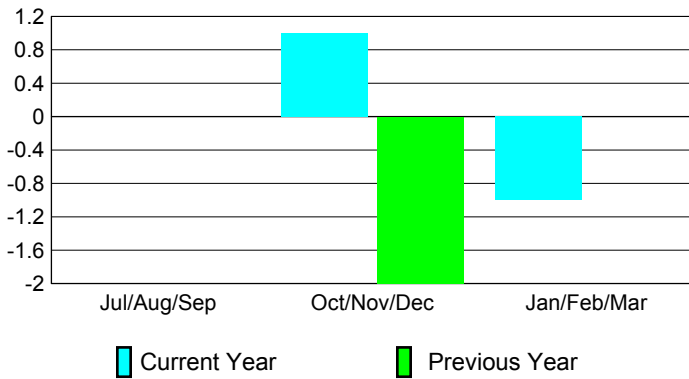
Club Results 2008-2009

Goal, New, Dropped, Gain/Loss




Comparison of Club Gain/Loss

Current Year Compared to the Previous Year



YTD Status Quo Clubs 2008-2009

Status Quo Clubs Compared to Status Quo Members



MEMBERSHIP

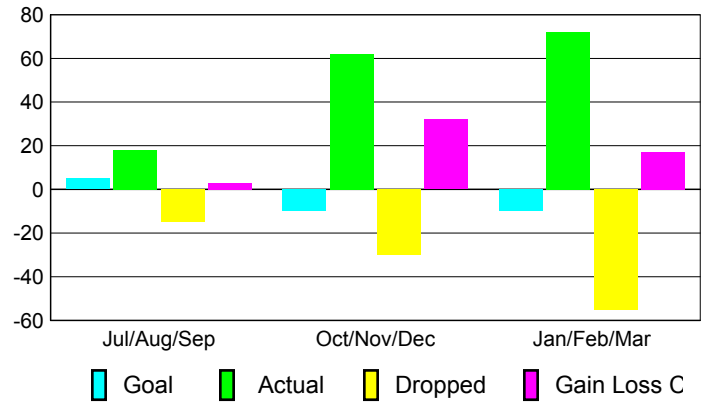
Membership Results 2008-2009

Membership 2007-2008

Month	Net Memb Goal	Actual New Memb	Actual Dropped Memb	Gain/Loss of Memb	Gain/Loss of Memb
Jul/Aug/Sep	5	18	-15	3	-23
Oct/Nov/Dec	-10	62	-30	32	-6
Jan/Feb/Mar	-10	72	-55	17	-55
Totals	-15	152	-100	52	-84

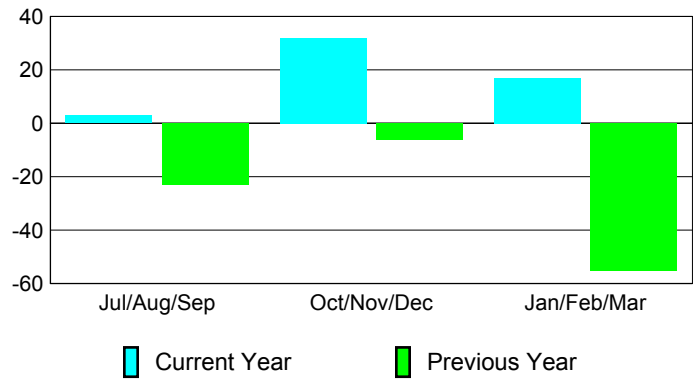
Membership Results 2008-2009

Goal, New, Dropped, Gain/Loss

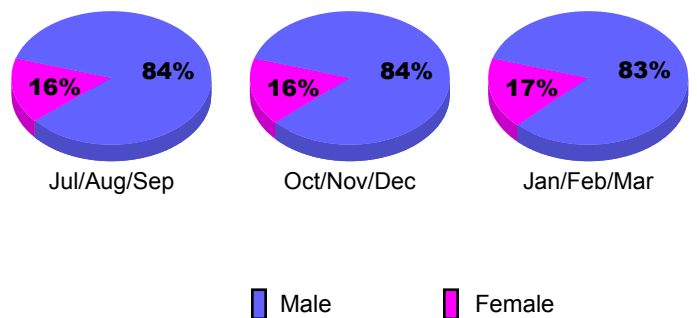


Comparison of Membership Gain/Loss

Current Year Compared to the Previous Year



Gender Comparison 2008-2009





2008-2009 GMT Quarterly Report for District (or Undistricted) **District 13 B**



GMT: **STEVEN D SHERER**

Location: **OHIO**

GMT CA: **1 & 2**

CLUBS

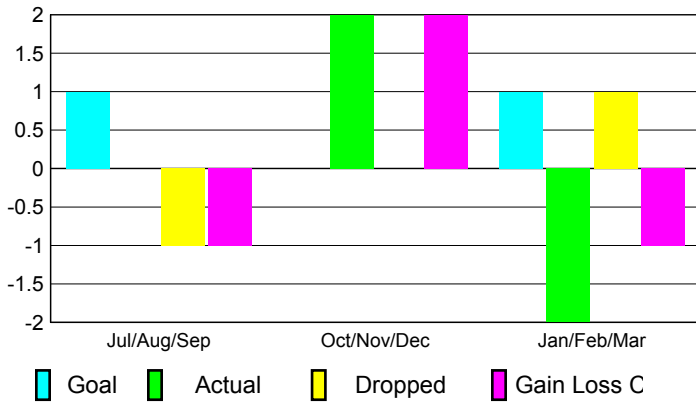
Club Results 2008-2009

Clubs 2007-2008

Month	New Club Goal	Actual New Clubs	Actual Dropped Clubs	Gain/Loss of Clubs	Gain/Loss of Clubs
Jul/Aug/Sep	1	0	-1	-1	0
Oct/Nov/Dec	0	2	0	2	0
Jan/Feb/Mar	1	-2	1	-1	1
Totals	2	0	0	0	1

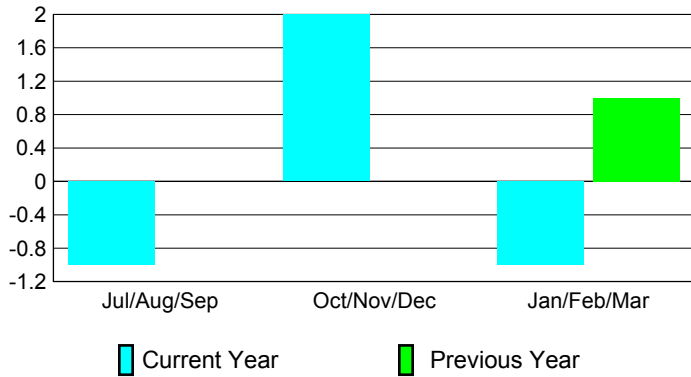
Club Results 2008-2009

Goal, New, Dropped, Gain/Loss




Comparison of Club Gain/Loss

Current Year Compared to the Previous Year



YTD Status Quo Clubs 2008-2009

Status Quo Clubs Compared to Status Quo Members



MEMBERSHIP

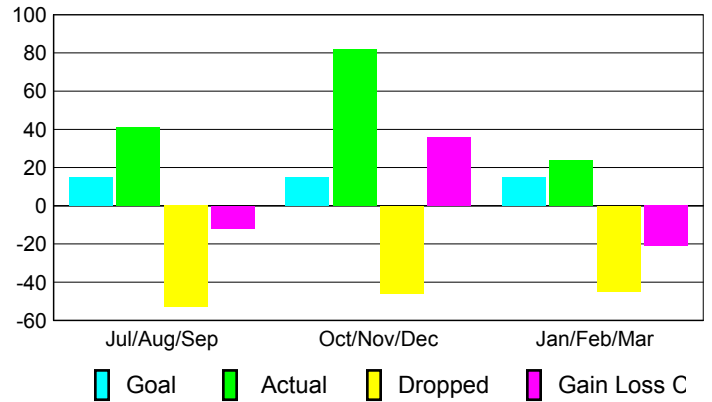
Membership Results 2008-2009

Membership 2007-2008

Month	Net Memb Goal	Actual New Memb	Actual Dropped Memb	Gain/Loss of Memb	Gain/Loss of Memb
Jul/Aug/Sep	15	41	-53	-12	-9
Oct/Nov/Dec	15	82	-46	36	-23
Jan/Feb/Mar	15	24	-45	-21	35
Totals	45	147	-144	3	3

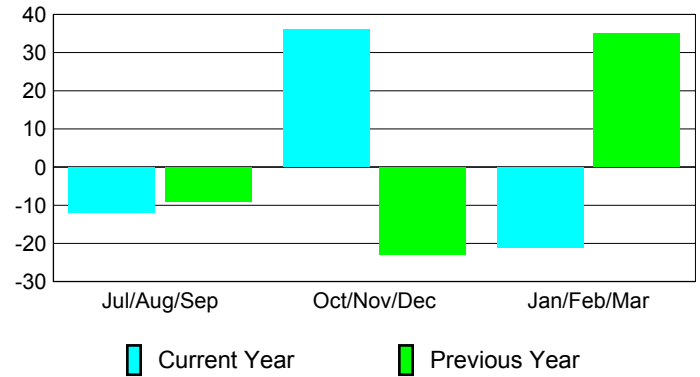
Membership Results 2008-2009

Goal, New, Dropped, Gain/Loss

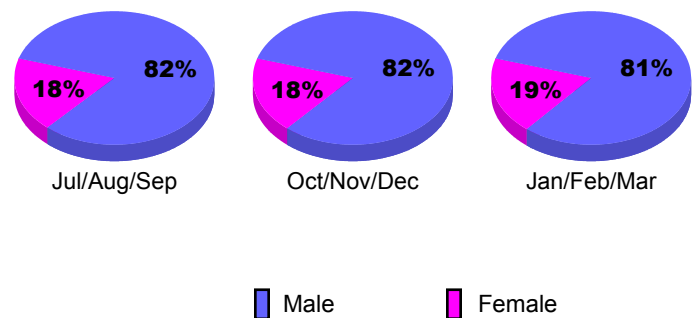


Comparison of Membership Gain/Loss

Current Year Compared to the Previous Year



Gender Comparison 2008-2009





2008-2009 GMT Quarterly Report for District (or Undistricted) **District 13 C**



GMT: **STEVEN D SHERER**

Location: **OHIO**

GMT CA: **1 & 2**

CLUBS

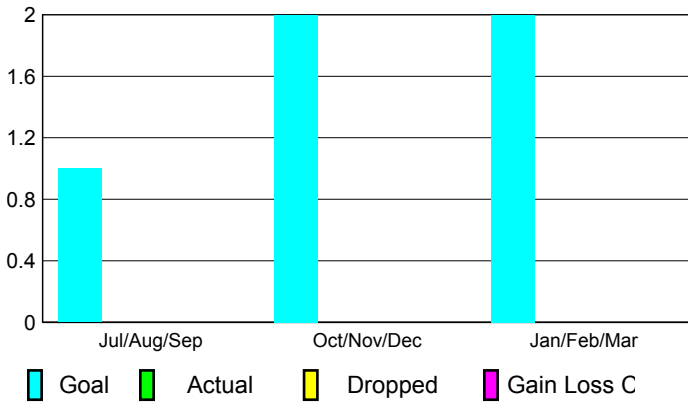
Club Results 2008-2009

Clubs 2007-2008

Month	New Club Goal	Actual New Clubs	Actual Dropped Clubs	Gain/Loss of Clubs	Gain/Loss of Clubs
Jul/Aug/Sep	1	0	0	0	0
Oct/Nov/Dec	2	0	0	0	0
Jan/Feb/Mar	2	0	0	0	-1
Totals	5	0	0	0	-1


Club Results 2008-2009

Goal, New, Dropped, Gain/Loss



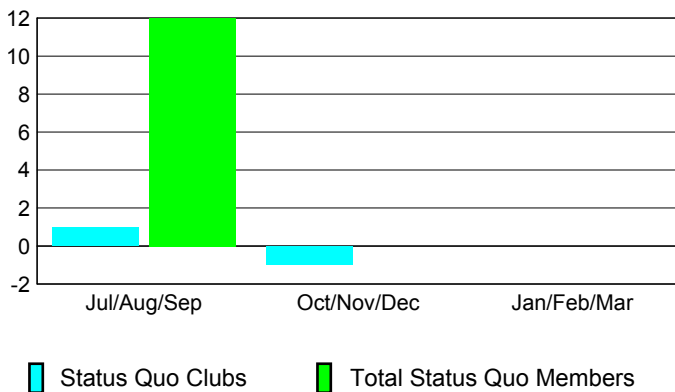
Comparison of Club Gain/Loss

Current Year Compared to the Previous Year



YTD Status Quo Clubs 2008-2009

Status Quo Clubs Compared to Status Quo Members



MEMBERSHIP

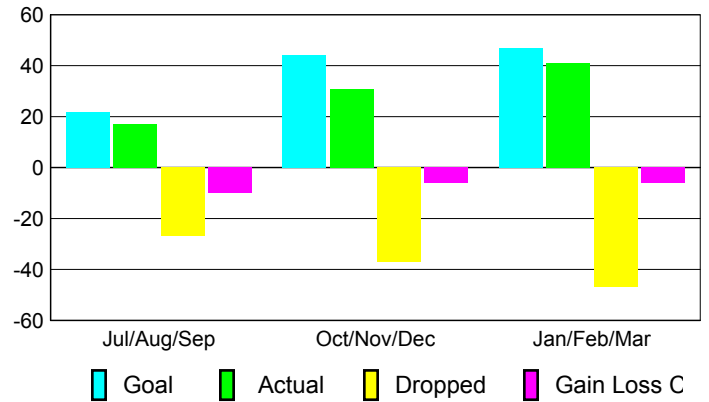
Membership Results 2008-2009

Membership 2007-2008

Month	Net Memb Goal	Actual New Memb	Actual Dropped Memb	Gain/Loss of Memb	Gain/Loss of Memb
Jul/Aug/Sep	22	17	-27	-10	-20
Oct/Nov/Dec	44	31	-37	-6	3
Jan/Feb/Mar	47	41	-47	-6	6
Totals	113	89	-111	-22	-11

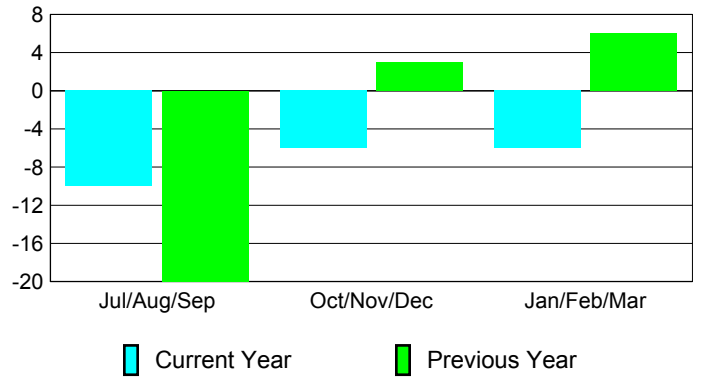
Membership Results 2008-2009

Goal, New, Dropped, Gain/Loss

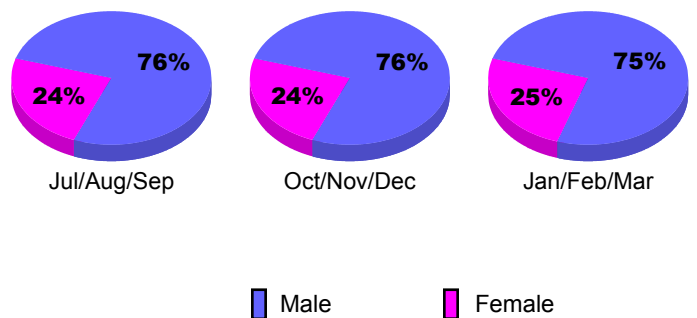


Comparison of Membership Gain/Loss

Current Year Compared to the Previous Year



Gender Comparison 2008-2009





2008-2009 GMT Quarterly Report for District (or Undistricted) **District 13 D**



GMT: **STEVEN D SHERER**

Location: **OHIO**

GMT CA: **1 & 2**

CLUBS

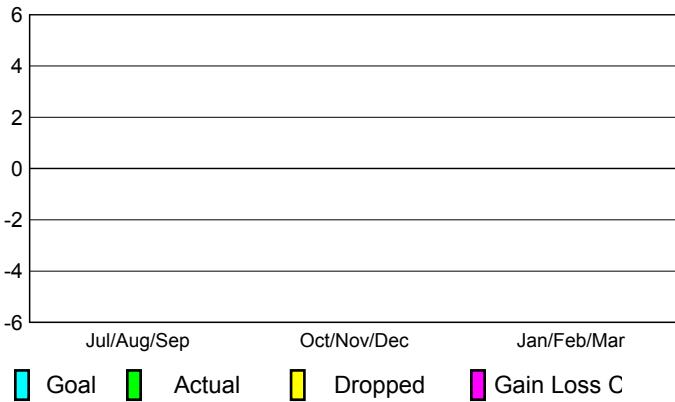
Club Results 2008-2009

Clubs 2007-2008

Month	New Club Goal	Actual New Clubs	Actual Dropped Clubs	Gain/Loss of Clubs	Gain/Loss of Clubs
Jul/Aug/Sep	0	0	0	0	1
Oct/Nov/Dec	0	0	0	0	0
Jan/Feb/Mar	0	0	0	0	0
Totals	0	0	0	0	1

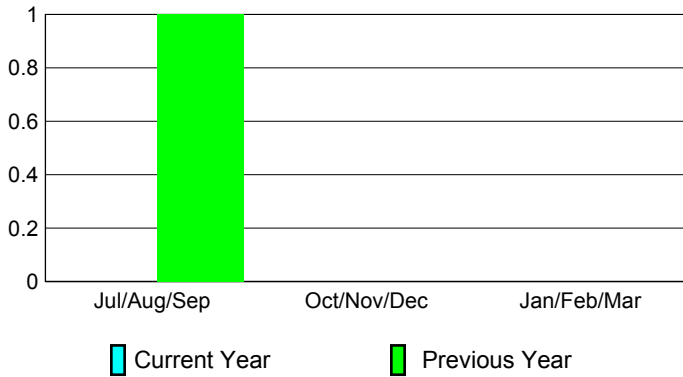
Club Results 2008-2009

Goal, New, Dropped, Gain/Loss



Comparison of Club Gain/Loss

Current Year Compared to the Previous Year



MEMBERSHIP

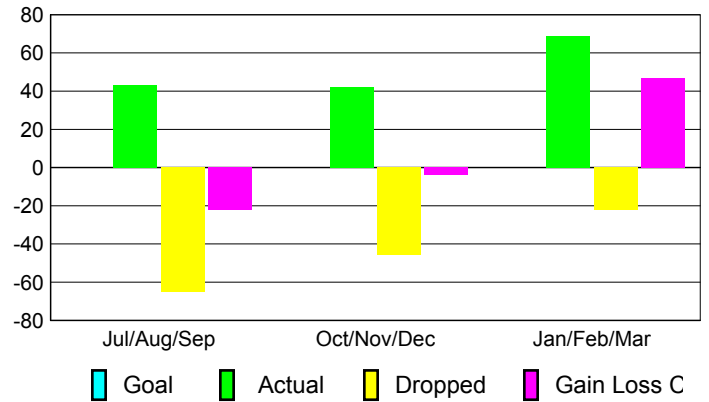
Membership Results 2008-2009

Membership 2007-2008

Month	Net Memb Goal	Actual New Memb	Actual Dropped Memb	Gain/Loss of Memb	Gain/Loss of Memb
Jul/Aug/Sep	0	43	-65	-22	10
Oct/Nov/Dec	0	42	-46	-4	2
Jan/Feb/Mar	0	69	-22	47	-6
Totals	0	154	-133	21	6

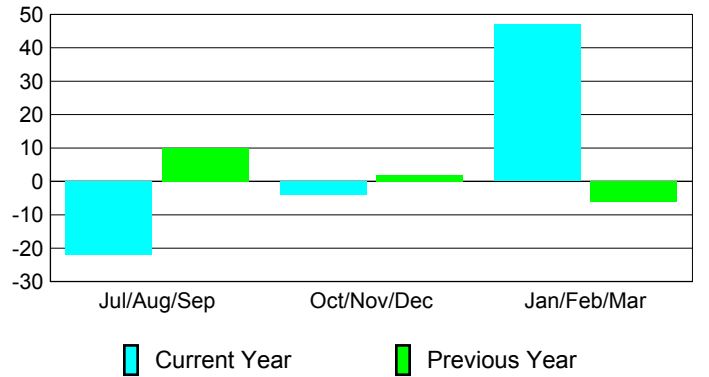
Membership Results 2008-2009

Goal, New, Dropped, Gain/Loss




Comparison of Membership Gain/Loss

Current Year Compared to the Previous Year

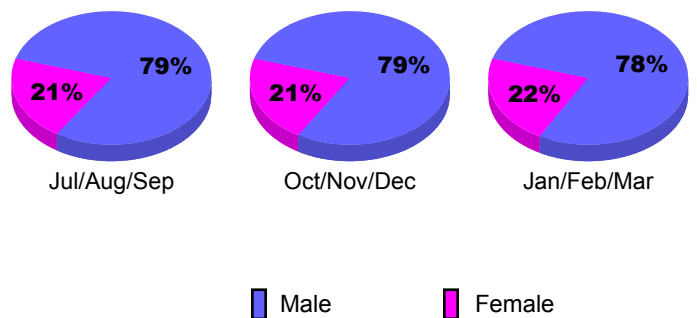


YTD Status Quo Clubs 2008-2009

Status Quo Clubs Compared to Status Quo Members



Gender Comparison 2008-2009





2008-2009 GMT Quarterly Report for District (or Undistricted) **District 13 E**



GMT: **STEVEN D SHERER**

Location: **OHIO**

GMT CA: **1 & 2**

CLUBS

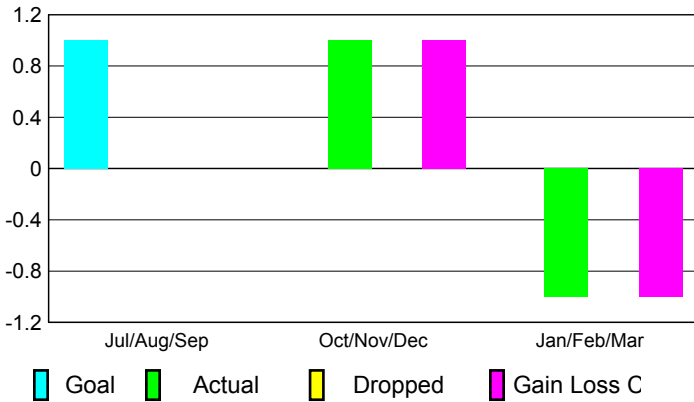
Club Results 2008-2009

Clubs 2007-2008

Month	New Club Goal	Actual New Clubs	Actual Dropped Clubs	Gain/Loss of Clubs	Gain/Loss of Clubs
Jul/Aug/Sep	1	0	0	0	0
Oct/Nov/Dec	0	1	0	1	0
Jan/Feb/Mar	0	-1	0	-1	-3
Totals	1	0	0	0	-3

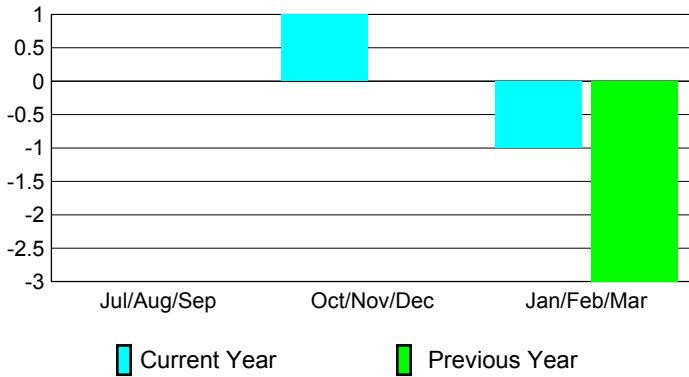
Club Results 2008-2009

Goal, New, Dropped, Gain/Loss



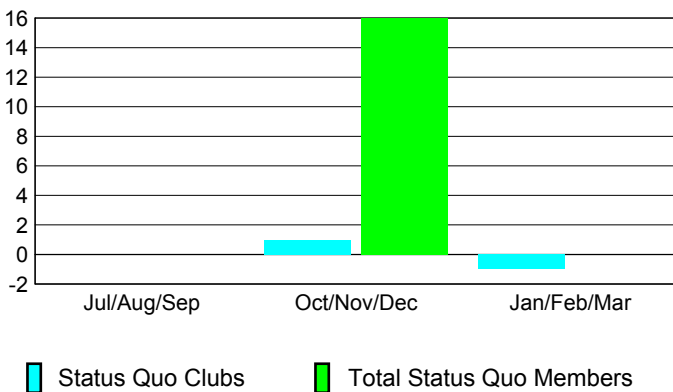
Comparison of Club Gain/Loss

Current Year Compared to the Previous Year



YTD Status Quo Clubs 2008-2009

Status Quo Clubs Compared to Status Quo Members



MEMBERSHIP

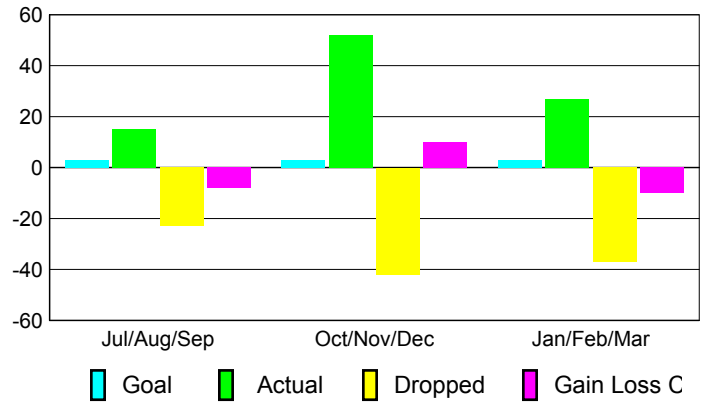
Membership Results 2008-2009

Membership 2007-2008

Month	Net Memb Goal	Actual New Memb	Actual Dropped Memb	Gain/Loss of Memb	Gain/Loss of Memb
Jul/Aug/Sep	3	15	-23	-8	-17
Oct/Nov/Dec	3	52	-42	10	4
Jan/Feb/Mar	3	27	-37	-10	-21
Totals	9	94	-102	-8	-34

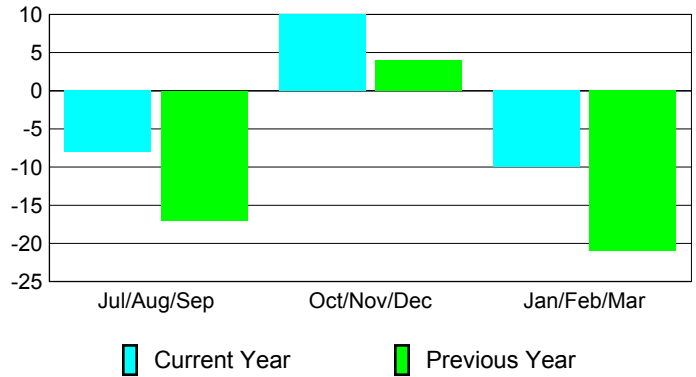
Membership Results 2008-2009

Goal, New, Dropped, Gain/Loss

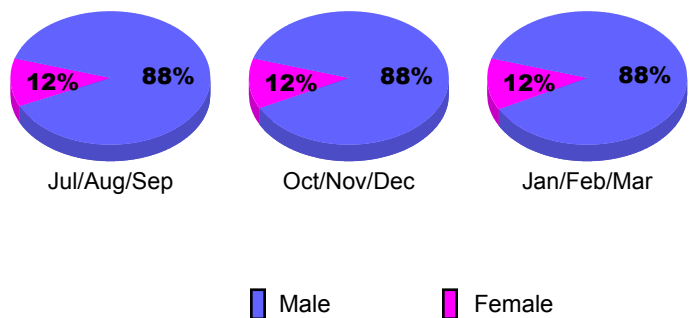


Comparison of Membership Gain/Loss

Current Year Compared to the Previous Year



Gender Comparison 2008-2009





2008-2009 GMT Quarterly Report for District (or Undistricted) **District 13 F**



GMT: **STEVEN D SHERER**

Location: **OHIO**

GMT CA: **1 & 2**

CLUBS

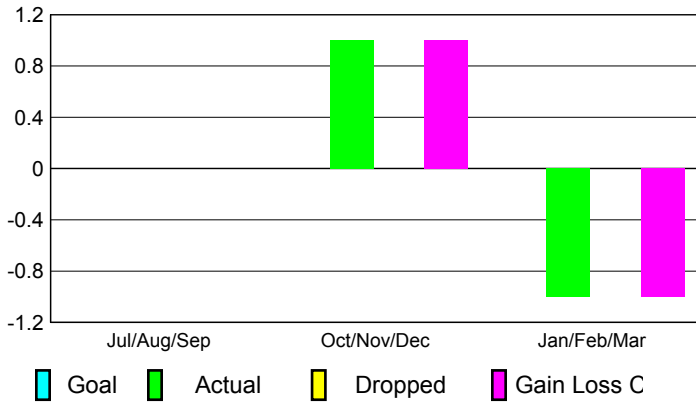
Club Results 2008-2009

Clubs 2007-2008

Month	New Club Goal	Actual New Clubs	Actual Dropped Clubs	Gain/Loss of Clubs	Gain/Loss of Clubs
Jul/Aug/Sep	0	0	0	0	0
Oct/Nov/Dec	0	1	0	1	-2
Jan/Feb/Mar	0	-1	0	-1	0
Totals	0	0	0	0	-2

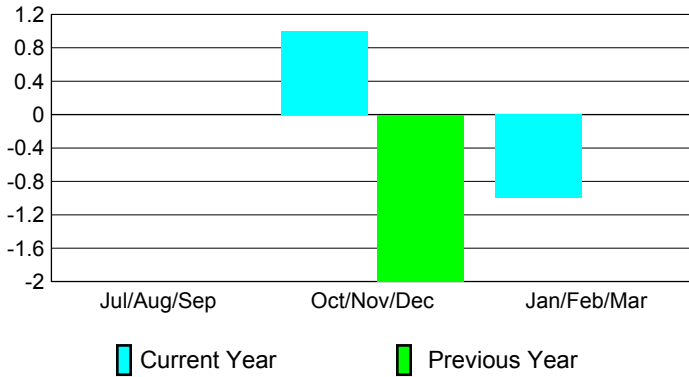
Club Results 2008-2009

Goal, New, Dropped, Gain/Loss




Comparison of Club Gain/Loss

Current Year Compared to the Previous Year



YTD Status Quo Clubs 2008-2009

Status Quo Clubs Compared to Status Quo Members



MEMBERSHIP

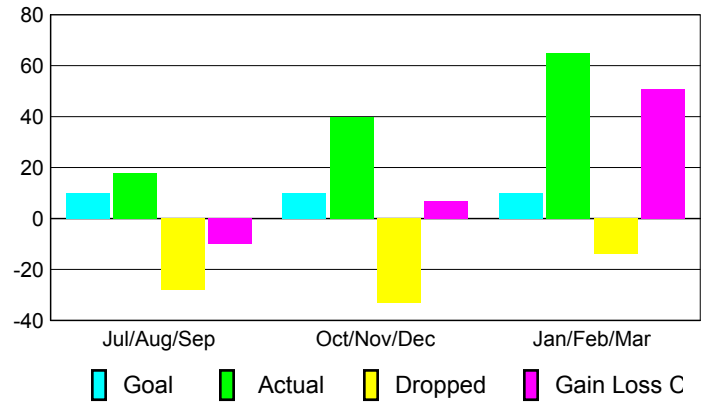
Membership Results 2008-2009

Membership 2007-2008

Month	Net Memb Goal	Actual New Memb	Actual Dropped Memb	Gain/Loss of Memb	Gain/Loss of Memb
Jul/Aug/Sep	10	18	-28	-10	-12
Oct/Nov/Dec	10	40	-33	7	-18
Jan/Feb/Mar	10	65	-14	51	-3
Totals	30	123	-75	48	-33

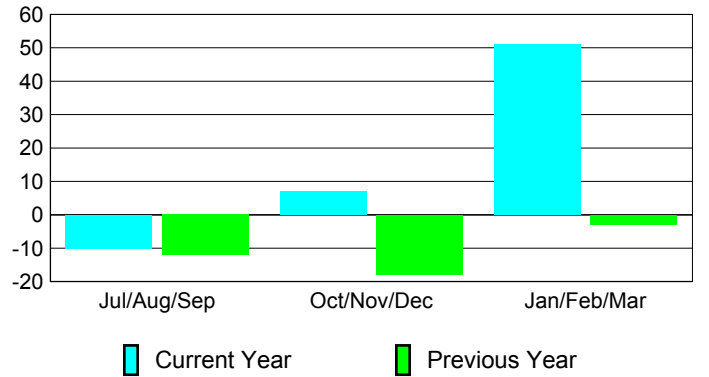
Membership Results 2008-2009

Goal, New, Dropped, Gain/Loss

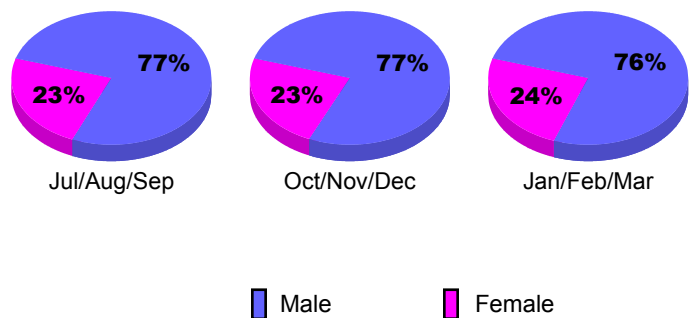


Comparison of Membership Gain/Loss

Current Year Compared to the Previous Year



Gender Comparison 2008-2009





2008-2009 GMT Quarterly Report for District (or Undistricted) **District 13 G**



GMT: **STEVEN D SHERER**

Location: **OHIO**

GMT CA: **1 & 2**

CLUBS

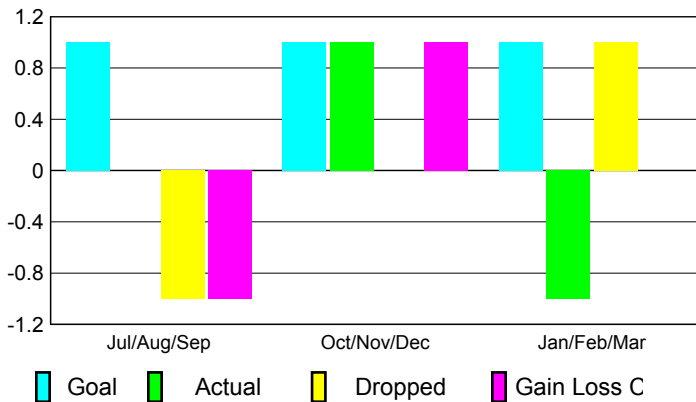
Club Results 2008-2009

Clubs 2007-2008

Month	New Club Goal	Actual New Clubs	Actual Dropped Clubs	Gain/Loss of Clubs	Gain/Loss of Clubs
Jul/Aug/Sep	1	0	-1	-1	0
Oct/Nov/Dec	1	1	0	1	0
Jan/Feb/Mar	1	-1	1	0	0
Totals	3	0	0	0	0

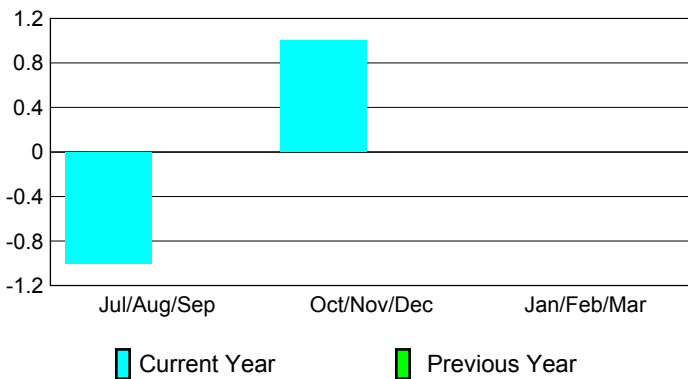
Club Results 2008-2009

Goal, New, Dropped, Gain/Loss




Comparison of Club Gain/Loss

Current Year Compared to the Previous Year



YTD Status Quo Clubs 2008-2009

Status Quo Clubs Compared to Status Quo Members



MEMBERSHIP

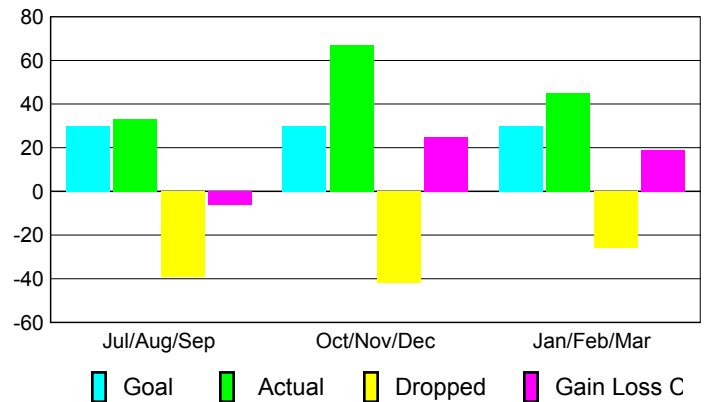
Membership Results 2008-2009

Membership 2007-2008

Month	Net Memb Goal	Actual New Memb	Actual Dropped Memb	Gain/Loss of Memb	Gain/Loss of Memb
Jul/Aug/Sep	30	33	-39	-6	-3
Oct/Nov/Dec	30	67	-42	25	-5
Jan/Feb/Mar	30	45	-26	19	10
Totals	90	145	-107	38	2

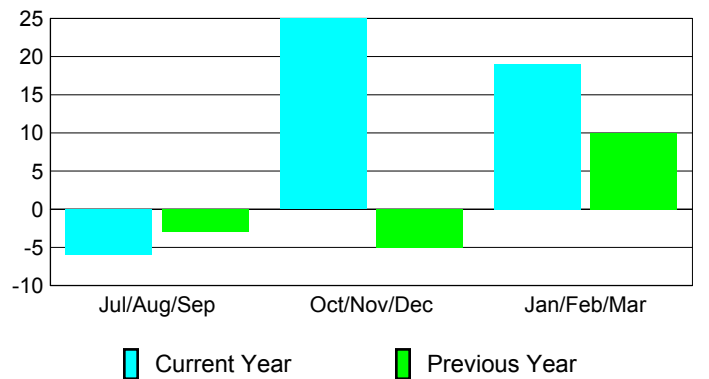
Membership Results 2008-2009

Goal, New, Dropped, Gain/Loss

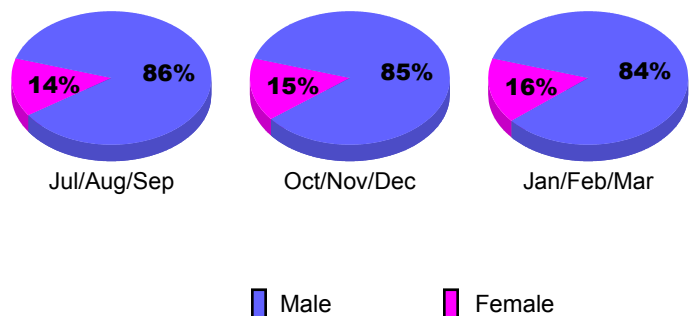


Comparison of Membership Gain/Loss

Current Year Compared to the Previous Year



Gender Comparison 2008-2009





2008-2009 GMT Quarterly Report for District (or Undistricted) **District 13 H**



GMT: **STEVEN D SHERER**

Location: **OHIO**

GMT CA: **1 & 2**

CLUBS

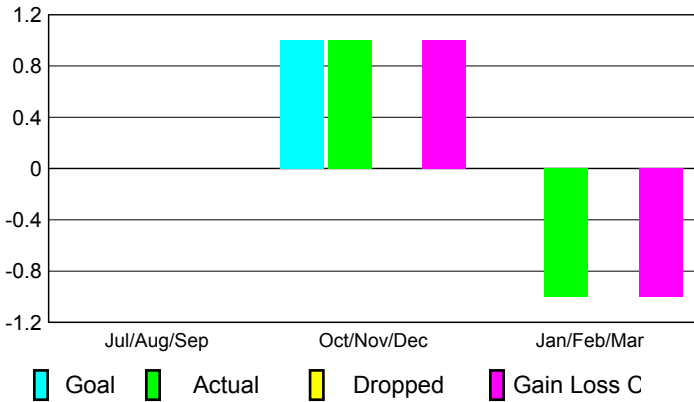
Club Results 2008-2009

Clubs 2007-2008

Month	New Club Goal	Actual New Clubs	Actual Dropped Clubs	Gain/Loss of Clubs	Gain/Loss of Clubs
Jul/Aug/Sep	0	0	0	0	0
Oct/Nov/Dec	1	1	0	1	0
Jan/Feb/Mar	0	-1	0	-1	-1
Totals	1	0	0	0	-1

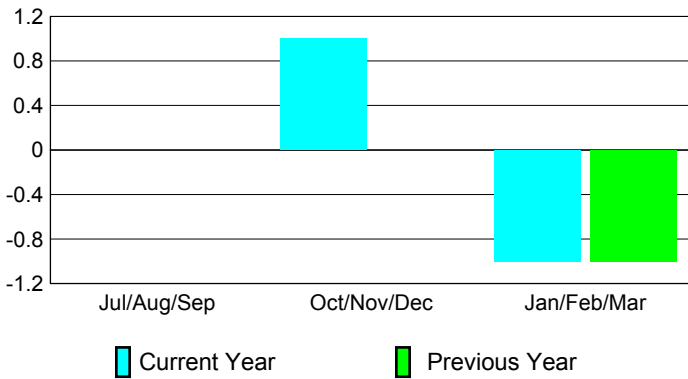
Club Results 2008-2009

Goal, New, Dropped, Gain/Loss



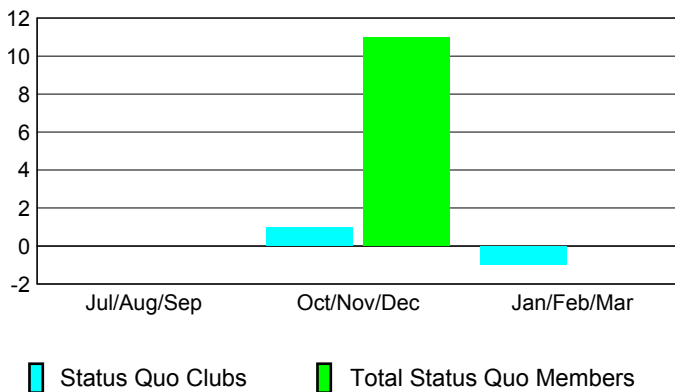
Comparison of Club Gain/Loss

Current Year Compared to the Previous Year



YTD Status Quo Clubs 2008-2009

Status Quo Clubs Compared to Status Quo Members



MEMBERSHIP

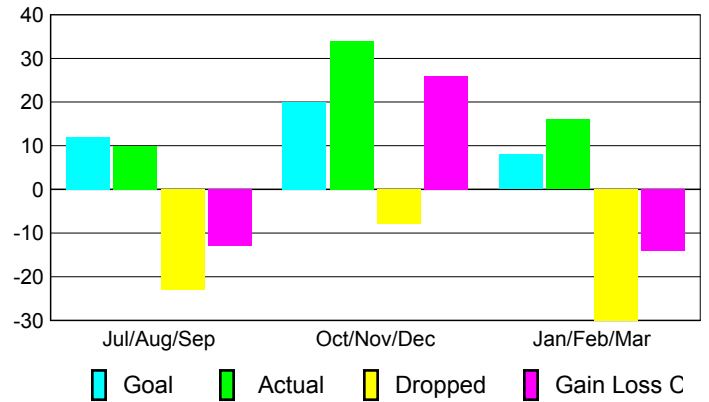
Membership Results 2008-2009

Membership 2007-2008

Month	Net Memb Goal	Actual New Memb	Actual Dropped Memb	Gain/Loss of Memb	Gain/Loss of Memb
Jul/Aug/Sep	12	10	-23	-13	-20
Oct/Nov/Dec	20	34	-8	26	17
Jan/Feb/Mar	8	16	-30	-14	-34
Totals	40	60	-61	-1	-37

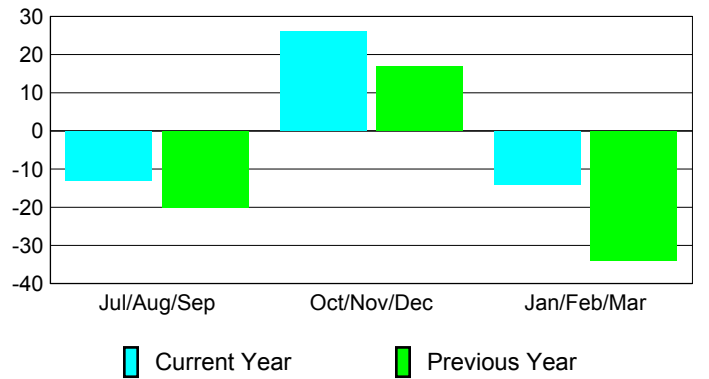
Membership Results 2008-2009

Goal, New, Dropped, Gain/Loss

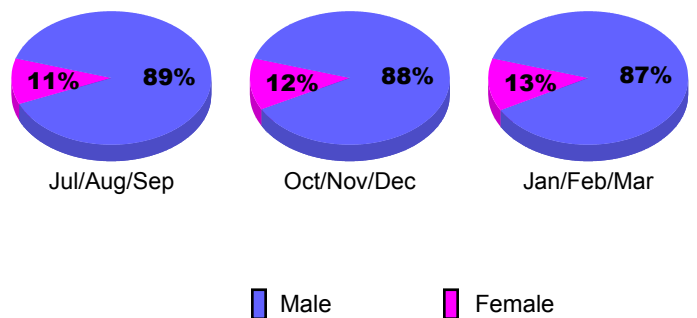


Comparison of Membership Gain/Loss

Current Year Compared to the Previous Year



Gender Comparison 2008-2009





2008-2009 GMT Quarterly Report for District (or Undistricted) **District 13 J**



GMT: **STEVEN D SHERER**

Location: **OHIO**

GMT CA: **1 & 2**

CLUBS

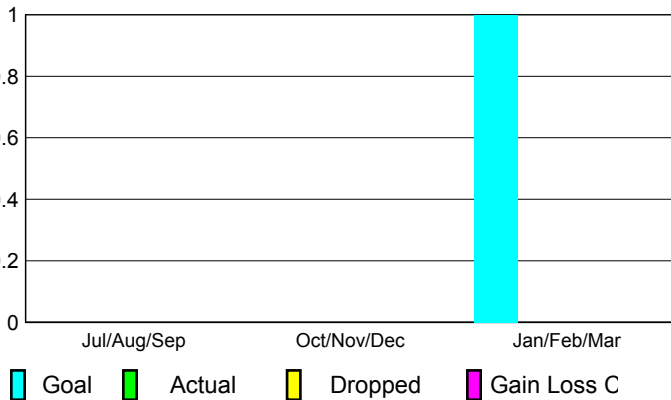
Club Results 2008-2009

Clubs 2007-2008

Month	New Club Goal	Actual New Clubs	Actual Dropped Clubs	Gain/Loss of Clubs	Gain/Loss of Clubs
Jul/Aug/Sep	0	0	0	0	0
Oct/Nov/Dec	0	0	0	0	-1
Jan/Feb/Mar	1	0	0	0	0
Totals	1	0	0	0	-1

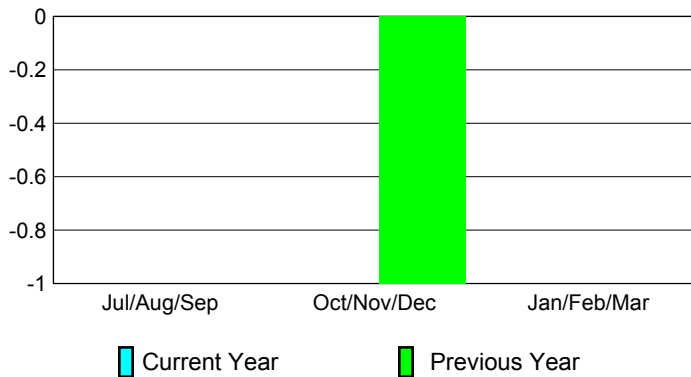
Club Results 2008-2009

Goal, New, Dropped, Gain/Loss




Comparison of Club Gain/Loss

Current Year Compared to the Previous Year



YTD Status Quo Clubs 2008-2009

Status Quo Clubs Compared to Status Quo Members



MEMBERSHIP

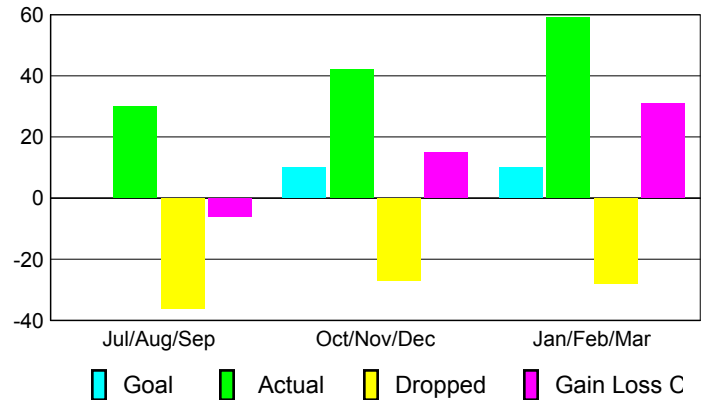
Membership Results 2008-2009

Membership 2007-2008

Month	Net Memb Goal	Actual New Memb	Actual Dropped Memb	Gain/Loss of Memb	Gain/Loss of Memb
Jul/Aug/Sep	0	30	-36	-6	-23
Oct/Nov/Dec	10	42	-27	15	0
Jan/Feb/Mar	10	59	-28	31	-4
Totals	20	131	-91	40	-27

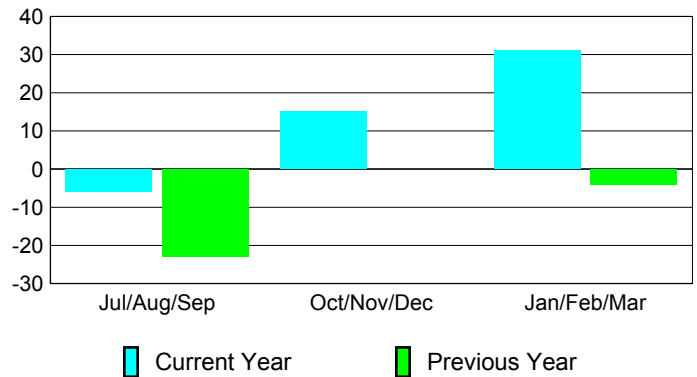
Membership Results 2008-2009

Goal, New, Dropped, Gain/Loss

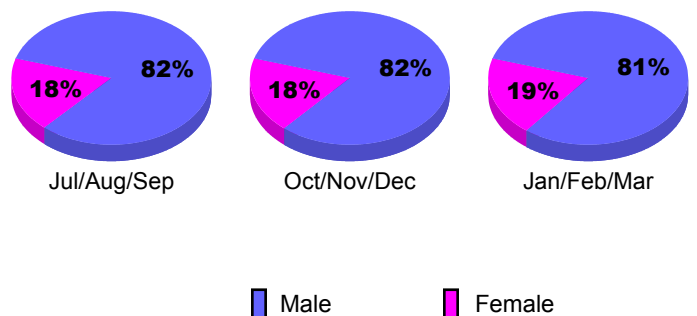


Comparison of Membership Gain/Loss

Current Year Compared to the Previous Year



Gender Comparison 2008-2009





2008-2009 GMT Quarterly Report for District (or Undistricted) **District 13 K**



GMT: **STEVEN D SHERER**

Location: **OHIO**

GMT CA: **1 & 2**

CLUBS

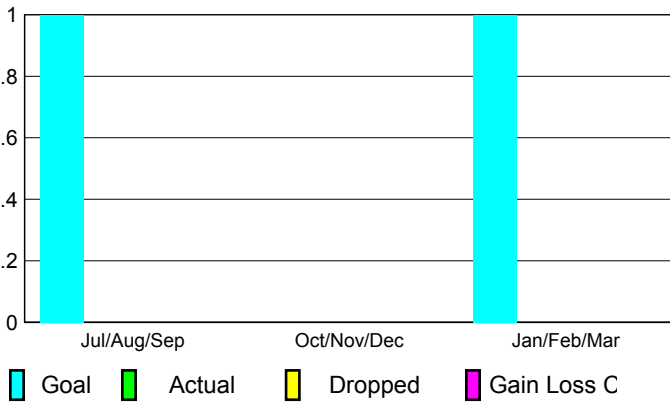
Club Results 2008-2009

Clubs 2007-2008

Month	New Club Goal	Actual New Clubs	Actual Dropped Clubs	Gain/Loss of Clubs	Gain/Loss of Clubs
Jul/Aug/Sep	1	0	0	0	0
Oct/Nov/Dec	0	0	0	0	0
Jan/Feb/Mar	1	0	0	0	-1
Totals	2	0	0	0	-1


Club Results 2008-2009

Goal, New, Dropped, Gain/Loss




Comparison of Club Gain/Loss

Current Year Compared to the Previous Year



YTD Status Quo Clubs 2008-2009

Status Quo Clubs Compared to Status Quo Members



MEMBERSHIP

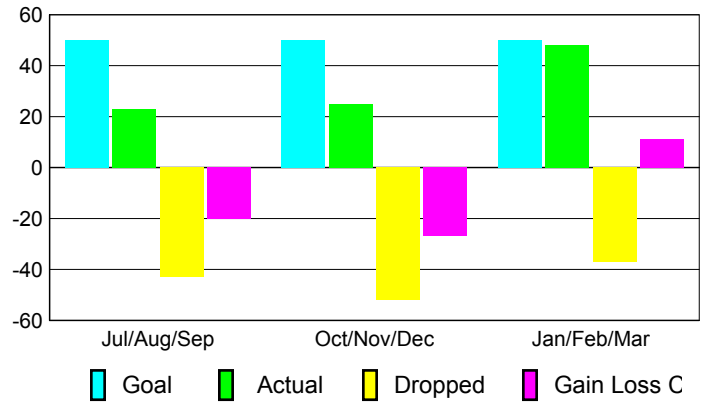
Membership Results 2008-2009

Membership 2007-2008

Month	Net Memb Goal	Actual New Memb	Actual Dropped Memb	Gain/Loss of Memb	Gain/Loss of Memb
Jul/Aug/Sep	50	23	-43	-20	-13
Oct/Nov/Dec	50	25	-52	-27	-14
Jan/Feb/Mar	50	48	-37	11	10
Totals	150	96	-132	-36	-17

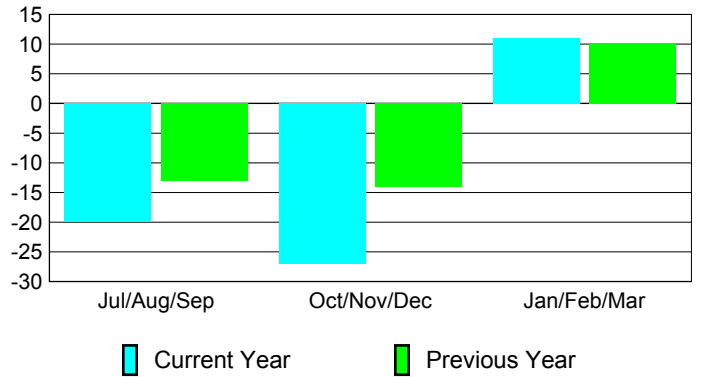
Membership Results 2008-2009

Goal, New, Dropped, Gain/Loss

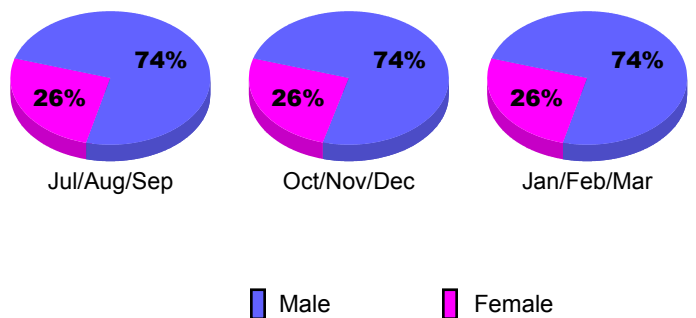


Comparison of Membership Gain/Loss

Current Year Compared to the Previous Year



Gender Comparison 2008-2009





2008-2009 GMT Quarterly Report for District (or Undistricted) **District 14 A**



GMT: **STEVEN D SHERER**

Location: **PENNSYLVANIA**

GMT CA: **1 & 2**

CLUBS

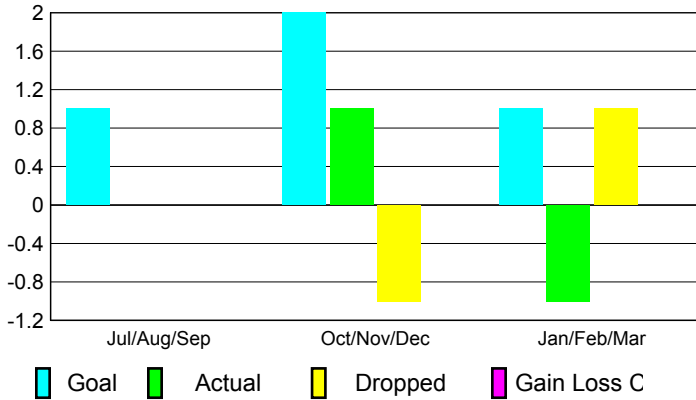
Club Results 2008-2009

Clubs 2007-2008

Month	New Club Goal	Actual New Clubs	Actual Dropped Clubs	Gain/Loss of Clubs	Gain/Loss of Clubs
Jul/Aug/Sep	1	0	0	0	0
Oct/Nov/Dec	2	1	-1	0	-1
Jan/Feb/Mar	1	-1	1	0	0
Totals	4	0	0	0	-1

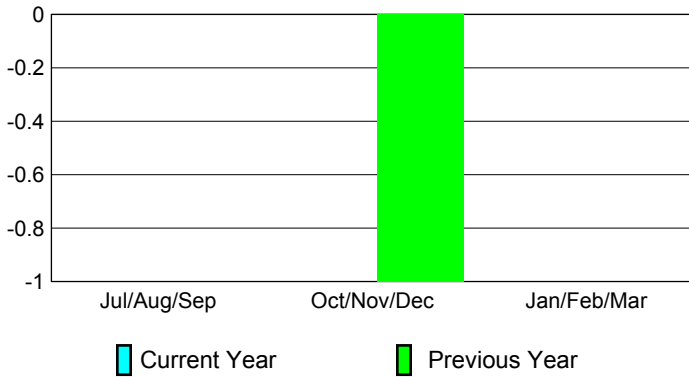
Club Results 2008-2009

Goal, New, Dropped, Gain/Loss



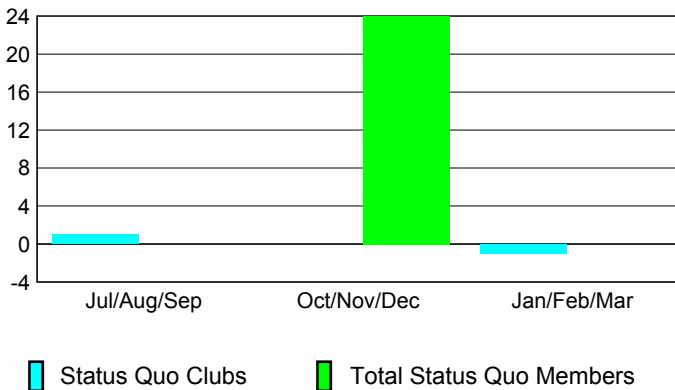
Comparison of Club Gain/Loss

Current Year Compared to the Previous Year



YTD Status Quo Clubs 2008-2009

Status Quo Clubs Compared to Status Quo Members



MEMBERSHIP

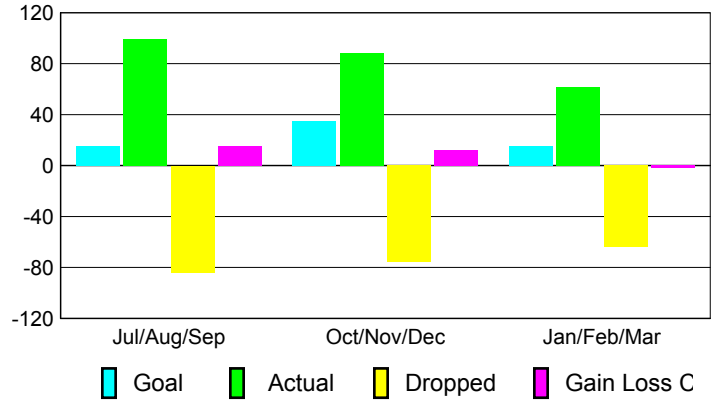
Membership Results 2008-2009

Membership 2007-2008

Month	Net Memb Goal	Actual New Memb	Actual Dropped Memb	Gain/Loss of Memb	Gain/Loss of Memb
Jul/Aug/Sep	15	99	-84	15	-4
Oct/Nov/Dec	35	88	-76	12	-21
Jan/Feb/Mar	15	62	-64	-2	-17
Totals	65	249	-224	25	-42

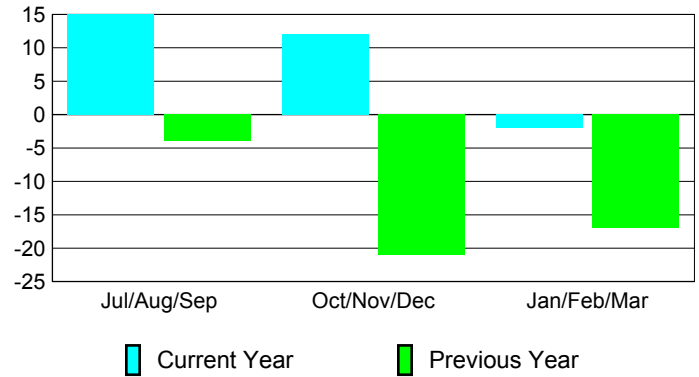
Membership Results 2008-2009

Goal, New, Dropped, Gain/Loss

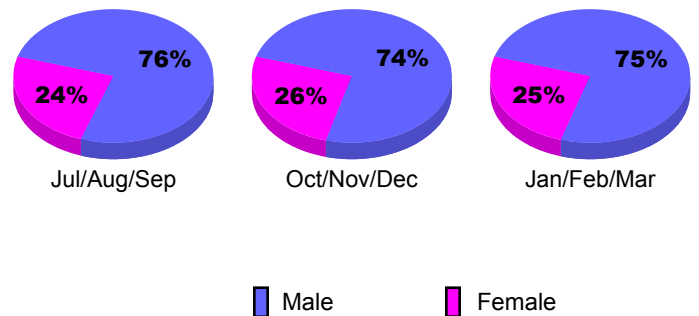


Comparison of Membership Gain/Loss

Current Year Compared to the Previous Year



Gender Comparison 2008-2009





2008-2009 GMT Quarterly Report for District (or Undistricted) **District 14 B**



GMT: **STEVEN D SHERER**

Location: **PENNSYLVANIA**

GMT CA: **1 & 2**

CLUBS

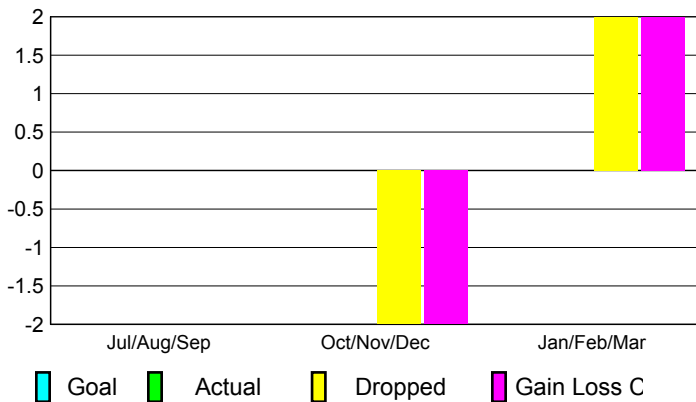
Club Results 2008-2009

Clubs 2007-2008

Month	New Club Goal	Actual New Clubs	Actual Dropped Clubs	Gain/Loss of Clubs	Gain/Loss of Clubs
Jul/Aug/Sep	0	0	0	0	0
Oct/Nov/Dec	0	0	-2	-2	-2
Jan/Feb/Mar	0	0	2	2	0
Totals	0	0	0	0	-2

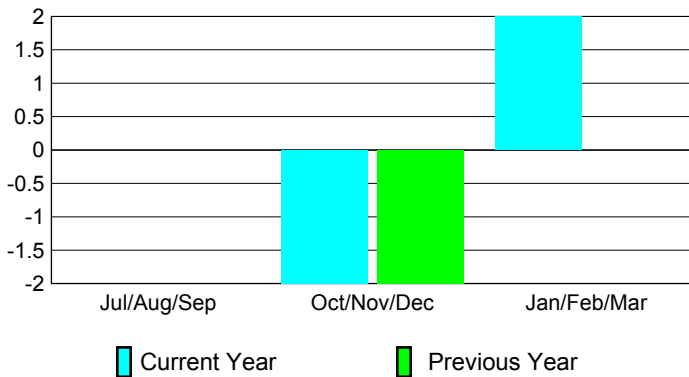
Club Results 2008-2009

Goal, New, Dropped, Gain/Loss



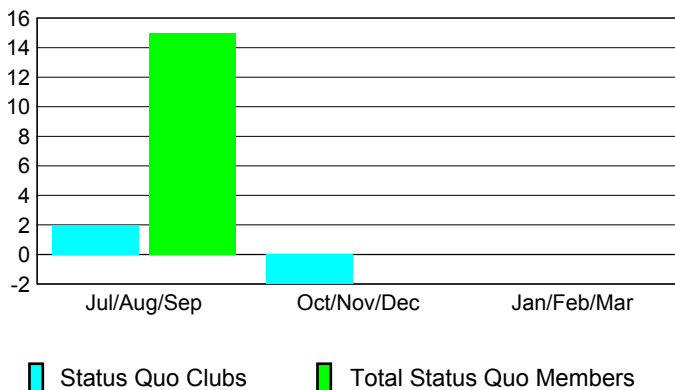
Comparison of Club Gain/Loss

Current Year Compared to the Previous Year



YTD Status Quo Clubs 2008-2009

Status Quo Clubs Compared to Status Quo Members



MEMBERSHIP

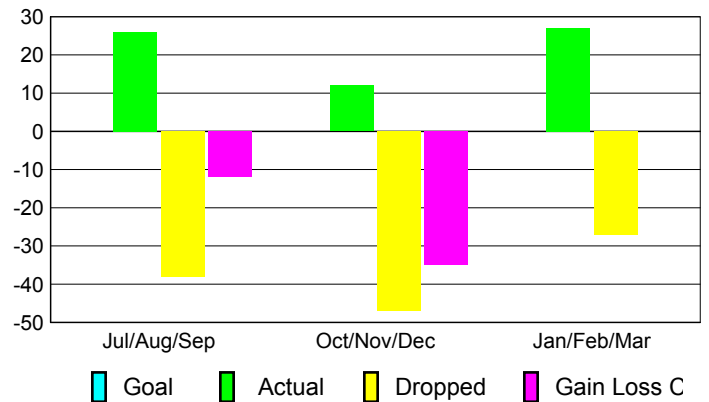
Membership Results 2008-2009

Membership 2007-2008

Month	Net Memb Goal	Actual New Memb	Actual Dropped Memb	Gain/Loss of Memb	Gain/Loss of Memb
Jul/Aug/Sep	0	26	-38	-12	-7
Oct/Nov/Dec	0	12	-47	-35	-50
Jan/Feb/Mar	0	27	-27	0	-15
Totals	0	65	-112	-47	-72

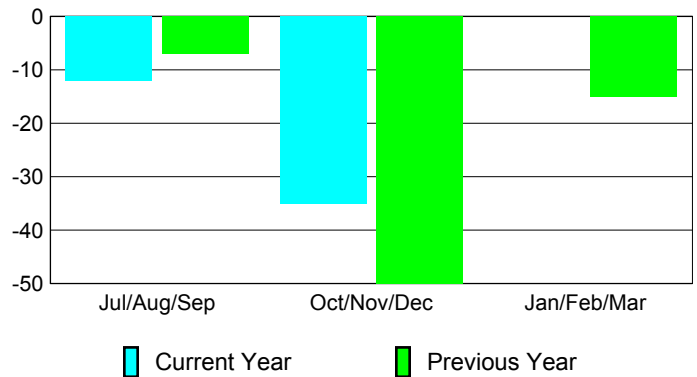
Membership Results 2008-2009

Goal, New, Dropped, Gain/Loss

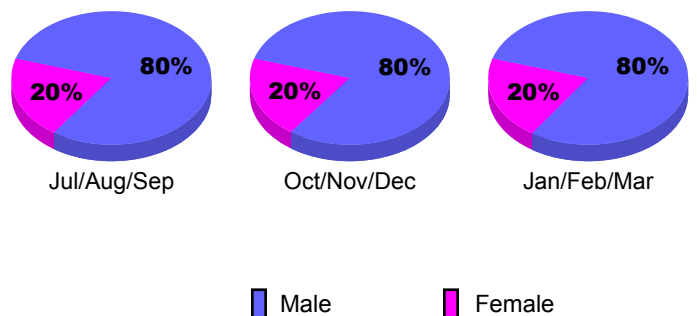


Comparison of Membership Gain/Loss

Current Year Compared to the Previous Year



Gender Comparison 2008-2009





2008-2009 GMT Quarterly Report for District (or Undistricted) **District 14 C**



GMT: **STEVEN D SHERER**

Location: **PENNSYLVANIA**

GMT CA: **1 & 2**

CLUBS

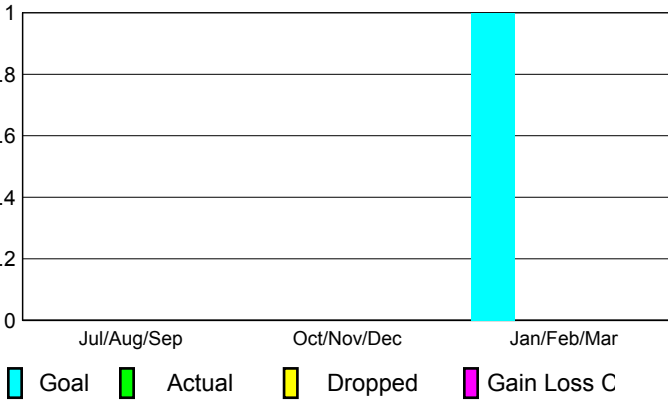
Club Results 2008-2009

Clubs 2007-2008

Month	New Club	Actual New	Actual Dropped	Gain/Loss of	Gain/Loss of
	Goal	Clubs	Clubs	Clubs	Clubs
Jul/Aug/Sep	0	0	0	0	0
Oct/Nov/Dec	0	0	0	0	0
Jan/Feb/Mar	1	0	0	0	0
Totals	1	0	0	0	0


Club Results 2008-2009

Goal, New, Dropped, Gain/Loss




Comparison of Club Gain/Loss

Current Year Compared to the Previous Year



YTD Status Quo Clubs 2008-2009

Status Quo Clubs Compared to Status Quo Members



MEMBERSHIP

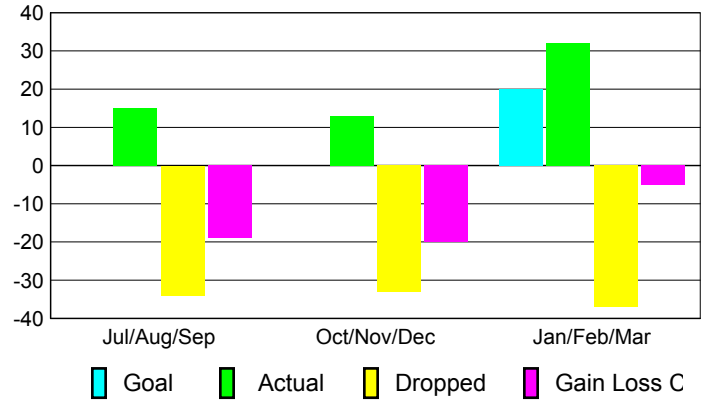
Membership Results 2008-2009

Membership 2007-2008

Month	Net Memb	Actual New	Actual Dropped	Gain/Loss of	Gain/Loss of
	Goal	Memb	Memb	Memb	Memb
Jul/Aug/Sep	0	15	-34	-19	-22
Oct/Nov/Dec	0	13	-33	-20	0
Jan/Feb/Mar	20	32	-37	-5	-22
Totals	20	60	-104	-44	-44

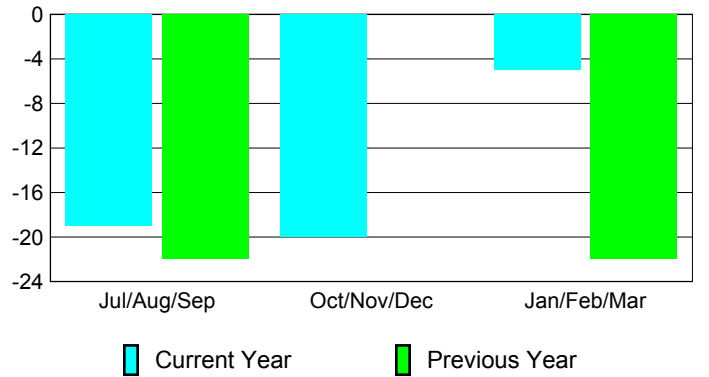
Membership Results 2008-2009

Goal, New, Dropped, Gain/Loss

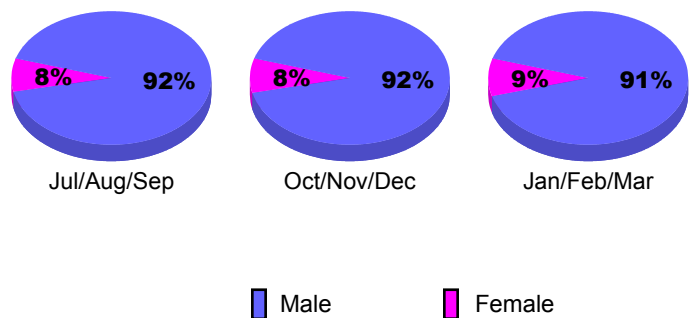


Comparison of Membership Gain/Loss

Current Year Compared to the Previous Year



Gender Comparison 2008-2009





2008-2009 GMT Quarterly Report for District (or Undistricted) **District 14 D**



GMT: **STEVEN D SHERER**

Location: **PENNSYLVANIA**

GMT CA: **1 & 2**

CLUBS

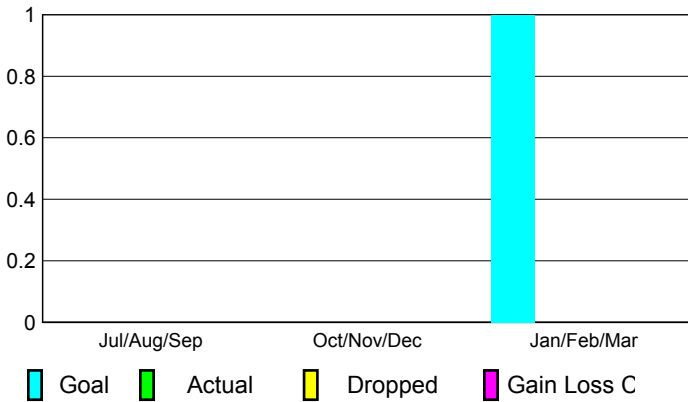
Club Results 2008-2009

Clubs 2007-2008

Month	New Club Goal	Actual New Clubs	Actual Dropped Clubs	Gain/Loss of Clubs	Gain/Loss of Clubs
Jul/Aug/Sep	0	0	0	0	0
Oct/Nov/Dec	0	0	0	0	0
Jan/Feb/Mar	1	0	0	0	0
Totals	1	0	0	0	0


Club Results 2008-2009

Goal, New, Dropped, Gain/Loss




Comparison of Club Gain/Loss

Current Year Compared to the Previous Year



YTD Status Quo Clubs 2008-2009

Status Quo Clubs Compared to Status Quo Members



MEMBERSHIP

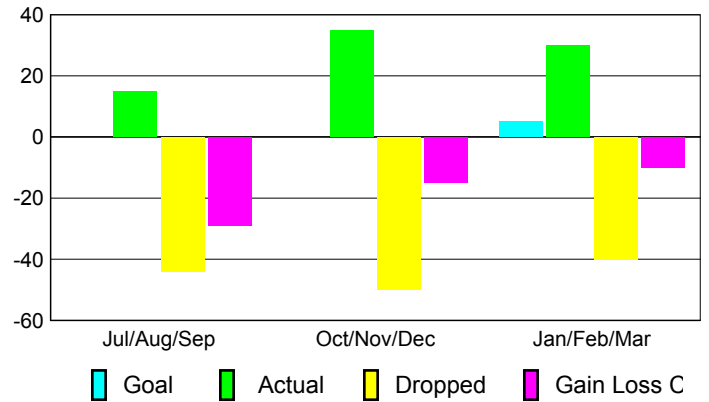
Membership Results 2008-2009

Membership 2007-2008

Month	Net Memb Goal	Actual New Memb	Actual Dropped Memb	Gain/Loss of Memb	Gain/Loss of Memb
Jul/Aug/Sep	0	15	-44	-29	-7
Oct/Nov/Dec	0	35	-50	-15	8
Jan/Feb/Mar	5	30	-40	-10	6
Totals	5	80	-134	-54	7

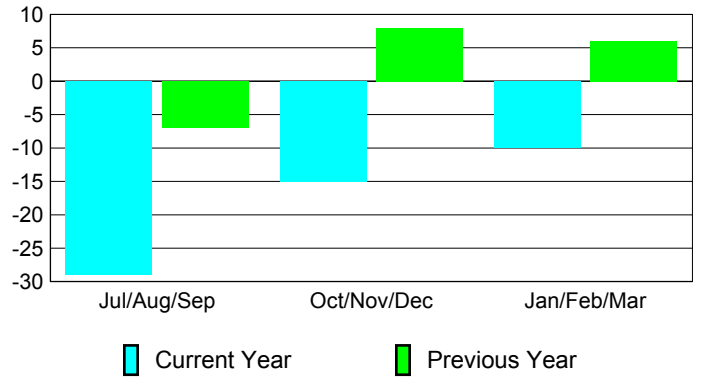
Membership Results 2008-2009

Goal, New, Dropped, Gain/Loss

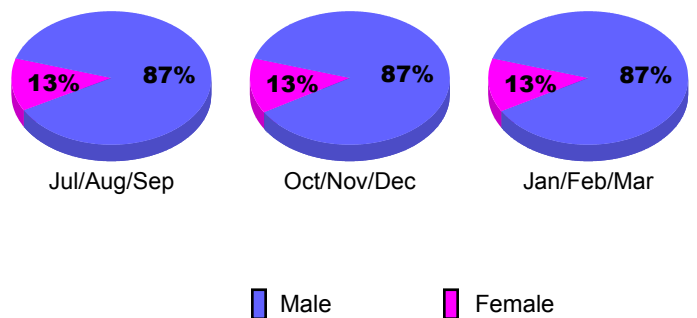


Comparison of Membership Gain/Loss

Current Year Compared to the Previous Year



Gender Comparison 2008-2009





2008-2009 GMT Quarterly Report for District (or Undistricted) **District 14 E**



GMT: **STEVEN D SHERER**

Location: **PENNSYLVANIA**

GMT CA: **1 & 2**

CLUBS

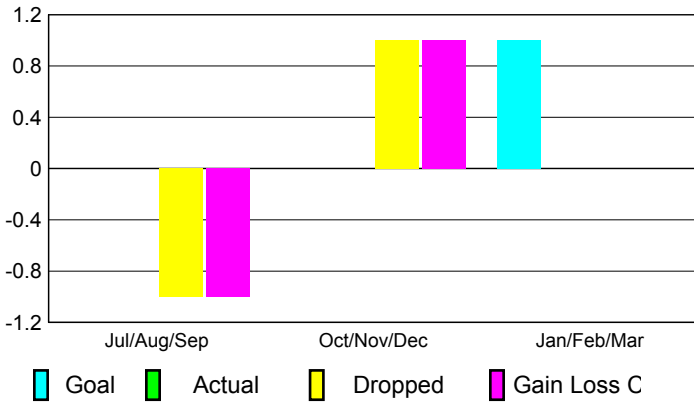
Club Results 2008-2009

Clubs 2007-2008

Month	New Club Goal	Actual New Clubs	Actual Dropped Clubs	Gain/Loss of Clubs	Gain/Loss of Clubs
Jul/Aug/Sep	0	0	-1	-1	0
Oct/Nov/Dec	0	0	1	1	0
Jan/Feb/Mar	1	0	0	0	0
Totals	1	0	0	0	0

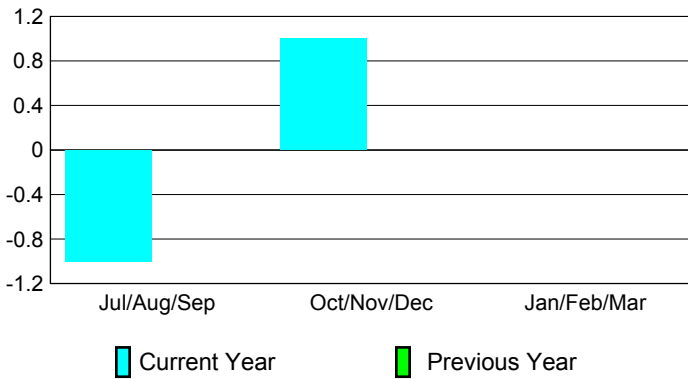
Club Results 2008-2009

Goal, New, Dropped, Gain/Loss




Comparison of Club Gain/Loss

Current Year Compared to the Previous Year



YTD Status Quo Clubs 2008-2009

Status Quo Clubs Compared to Status Quo Members



MEMBERSHIP

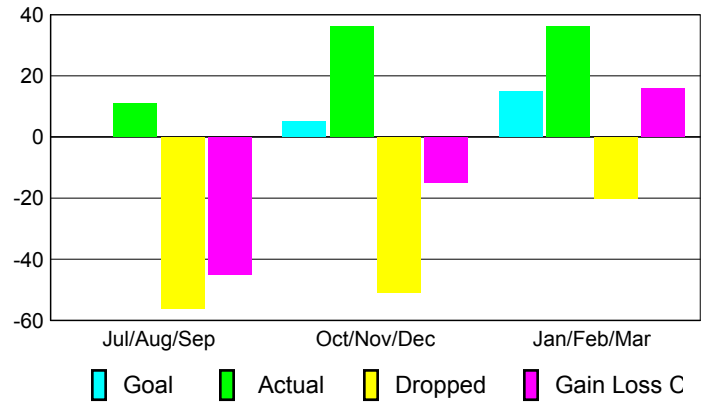
Membership Results 2008-2009

Membership 2007-2008

Month	Net Memb Goal	Actual New Memb	Actual Dropped Memb	Gain/Loss of Memb	Gain/Loss of Memb
Jul/Aug/Sep	0	11	-56	-45	7
Oct/Nov/Dec	5	36	-51	-15	-22
Jan/Feb/Mar	15	36	-20	16	14
Totals	20	83	-127	-44	-1

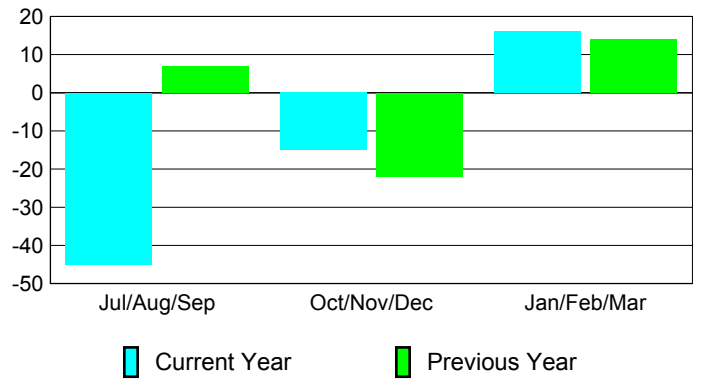
Membership Results 2008-2009

Goal, New, Dropped, Gain/Loss

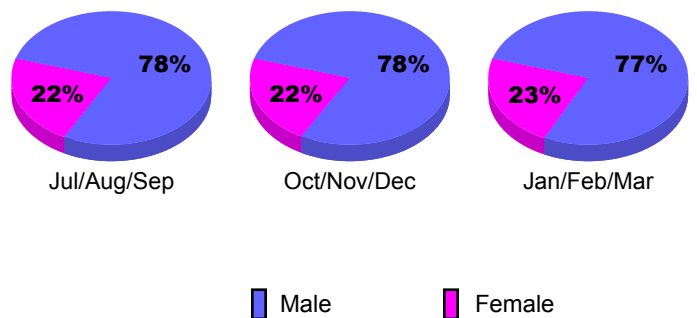


Comparison of Membership Gain/Loss

Current Year Compared to the Previous Year



Gender Comparison 2008-2009





2008-2009 GMT Quarterly Report for District (or Undistricted) **District 14 F**



GMT: **STEVEN D SHERER**

Location: **PENNSYLVANIA**

GMT CA: **1 & 2**

CLUBS

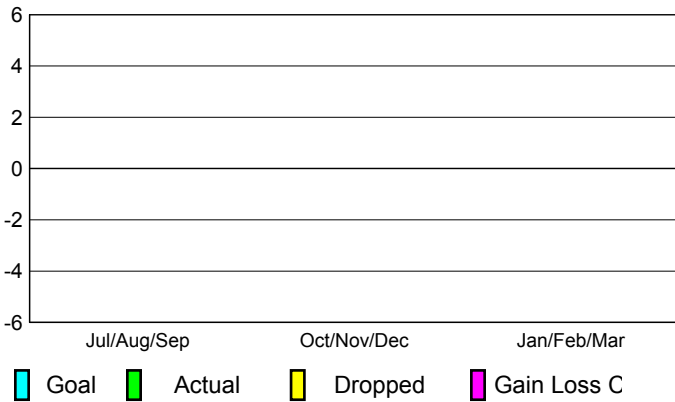
Club Results 2008-2009

Clubs 2007-2008

Month	New Club Goal	Actual New Clubs	Actual Dropped Clubs	Gain/Loss of Clubs	Gain/Loss of Clubs
Jul/Aug/Sep	0	0	0	0	0
Oct/Nov/Dec	0	0	0	0	0
Jan/Feb/Mar	0	0	0	0	-1
Totals	0	0	0	0	-1


Club Results 2008-2009

Goal, New, Dropped, Gain/Loss




Comparison of Club Gain/Loss

Current Year Compared to the Previous Year



YTD Status Quo Clubs 2008-2009

Status Quo Clubs Compared to Status Quo Members



MEMBERSHIP

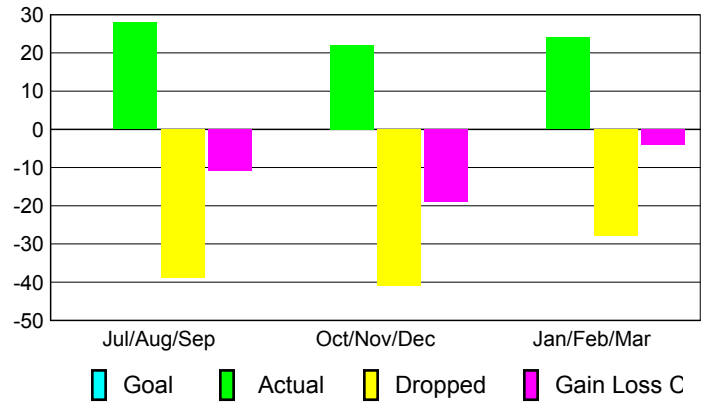
Membership Results 2008-2009

Membership 2007-2008

Month	Net Memb Goal	Actual New Memb	Actual Dropped Memb	Gain/Loss of Memb	Gain/Loss of Memb
Jul/Aug/Sep	0	28	-39	-11	-18
Oct/Nov/Dec	0	22	-41	-19	-4
Jan/Feb/Mar	0	24	-28	-4	-18
Totals	0	74	-108	-34	-40

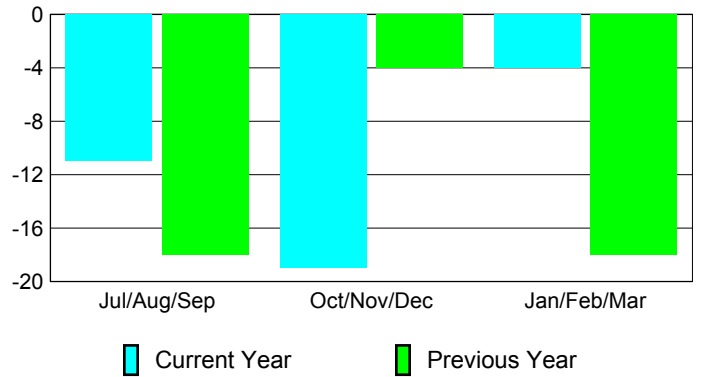
Membership Results 2008-2009

Goal, New, Dropped, Gain/Loss

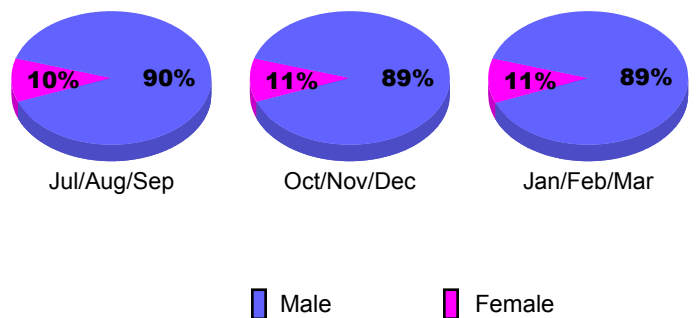


Comparison of Membership Gain/Loss

Current Year Compared to the Previous Year



Gender Comparison 2008-2009





2008-2009 GMT Quarterly Report for District (or Undistricted) **District 14 G**



GMT: **STEVEN D SHERER**

Location: **PENNSYLVANIA**

GMT CA: **1 & 2**

CLUBS

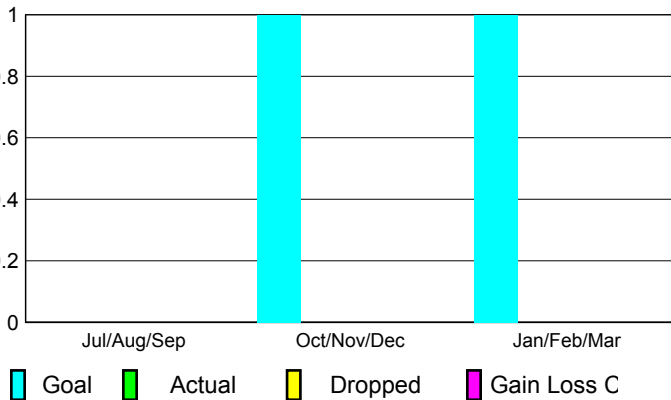
Club Results 2008-2009

Clubs 2007-2008

Month	New Club Goal	Actual New Clubs	Actual Dropped Clubs	Gain/Loss of Clubs	Gain/Loss of Clubs
Jul/Aug/Sep	0	0	0	0	0
Oct/Nov/Dec	1	0	0	0	0
Jan/Feb/Mar	1	0	0	0	-1
Totals	2	0	0	0	-1


Club Results 2008-2009

Goal, New, Dropped, Gain/Loss




Comparison of Club Gain/Loss

Current Year Compared to the Previous Year



YTD Status Quo Clubs 2008-2009

Status Quo Clubs Compared to Status Quo Members



MEMBERSHIP

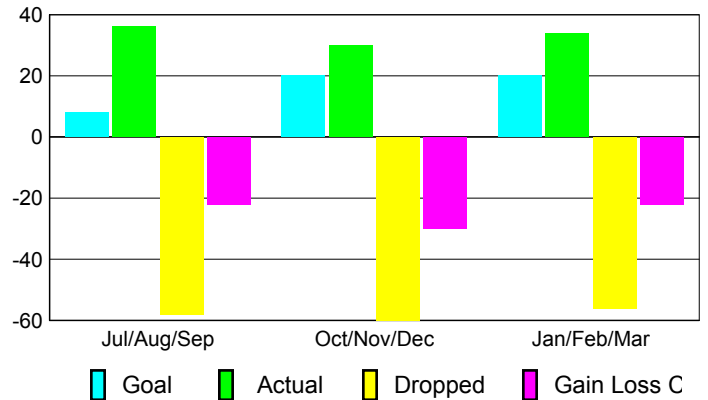
Membership Results 2008-2009

Membership 2007-2008

Month	Net Memb Goal	Actual New Memb	Actual Dropped Memb	Gain/Loss of Memb	Gain/Loss of Memb
Jul/Aug/Sep	8	36	-58	-22	-26
Oct/Nov/Dec	20	30	-60	-30	19
Jan/Feb/Mar	20	34	-56	-22	-14
Totals	48	100	-174	-74	-21

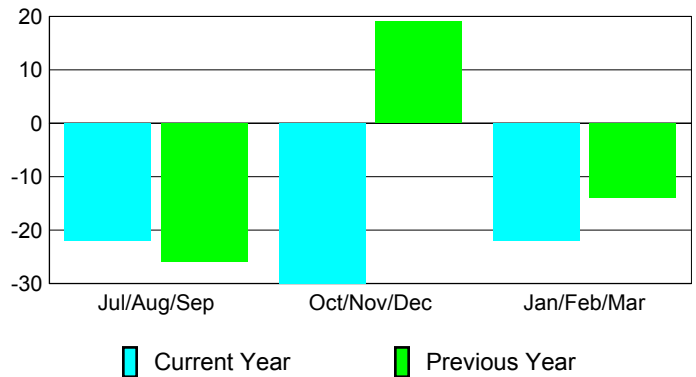
Membership Results 2008-2009

Goal, New, Dropped, Gain/Loss

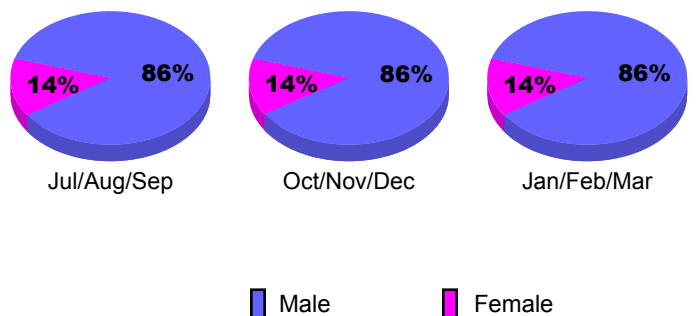


Comparison of Membership Gain/Loss

Current Year Compared to the Previous Year



Gender Comparison 2008-2009





2008-2009 GMT Quarterly Report for District (or Undistricted) **District 14 H**



GMT: **STEVEN D SHERER**

Location: **PENNSYLVANIA**

GMT CA: **1 & 2**

CLUBS

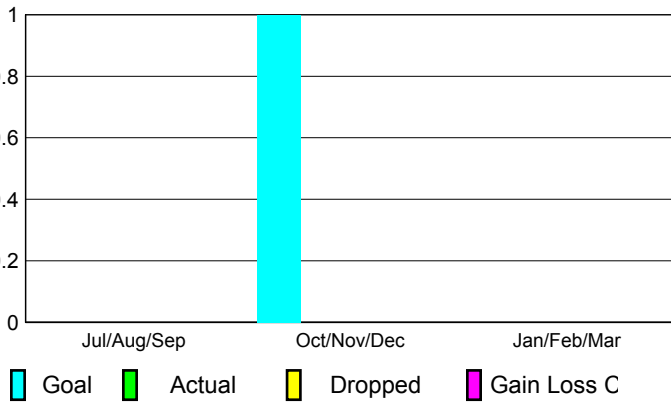
Club Results
2008-2009

Clubs
2007-2008

Month	New Club Goal	Actual New Clubs	Actual Dropped Clubs	Gain/Loss of Clubs	Gain/Loss of Clubs
Jul/Aug/Sep	0	0	0	0	0
Oct/Nov/Dec	1	0	0	0	-1
Jan/Feb/Mar	0	0	0	0	-1
Totals	1	0	0	0	-2

Club Results 2008-2009

Goal, New, Dropped, Gain/Loss



MEMBERSHIP

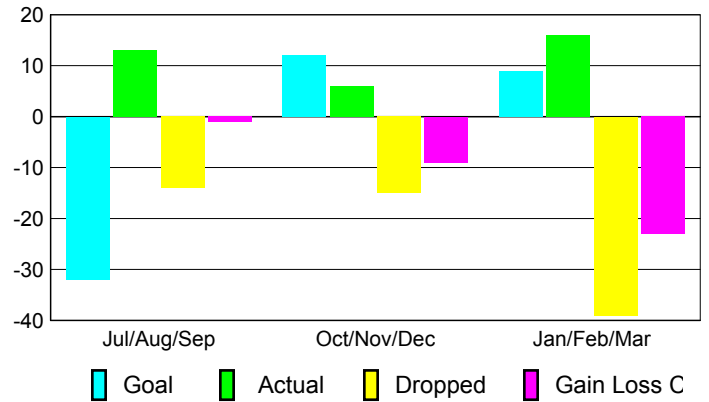
Membership Results
2008-2009

Membership
2007-2008

Month	Net Memb Goal	Actual New Memb	Actual Dropped Memb	Gain/Loss of Memb	Gain/Loss of Memb
Jul/Aug/Sep	-32	13	-14	-1	4
Oct/Nov/Dec	12	6	-15	-9	-36
Jan/Feb/Mar	9	16	-39	-23	-28
Totals	-11	35	-68	-33	-60

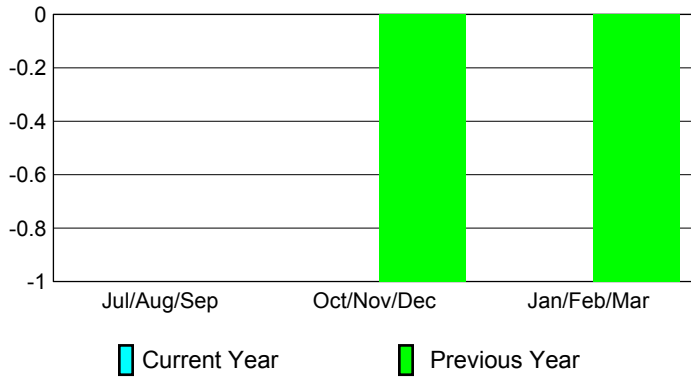
Membership Results 2008-2009

Goal, New, Dropped, Gain/Loss



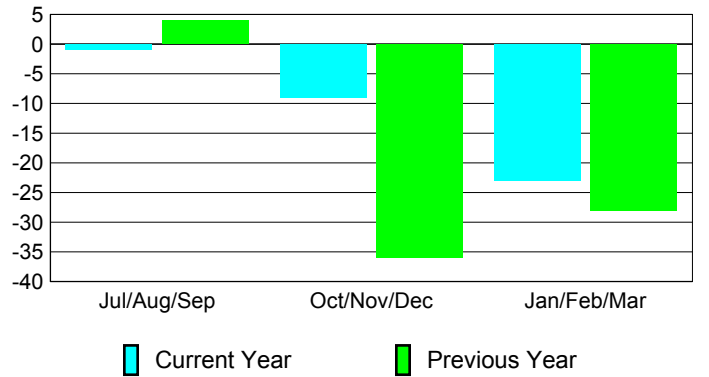
Comparison of Club Gain/Loss

Current Year Compared to the Previous Year



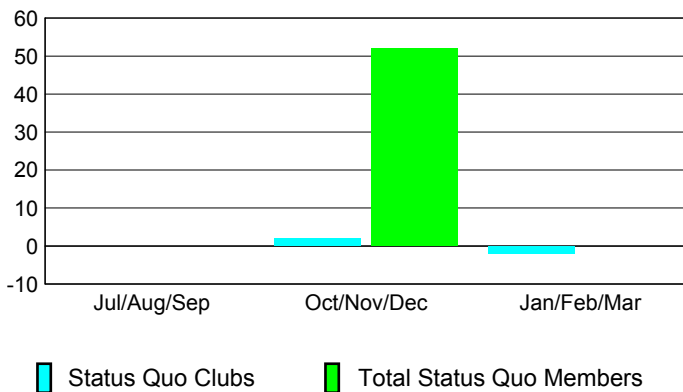
Comparison of Membership Gain/Loss

Current Year Compared to the Previous Year

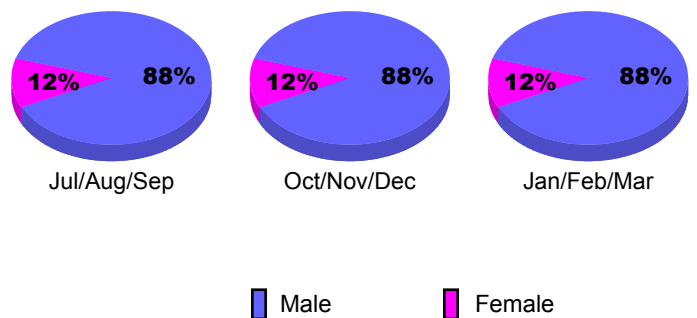


YTD Status Quo Clubs 2008-2009

Status Quo Clubs Compared to Status Quo Members



Gender Comparison 2008-2009





2008-2009 GMT Quarterly Report for District (or Undistricted) **District 14 J**



GMT: **STEVEN D SHERER**

Location: **PENNSYLVANIA**

GMT CA: **1 & 2**

CLUBS

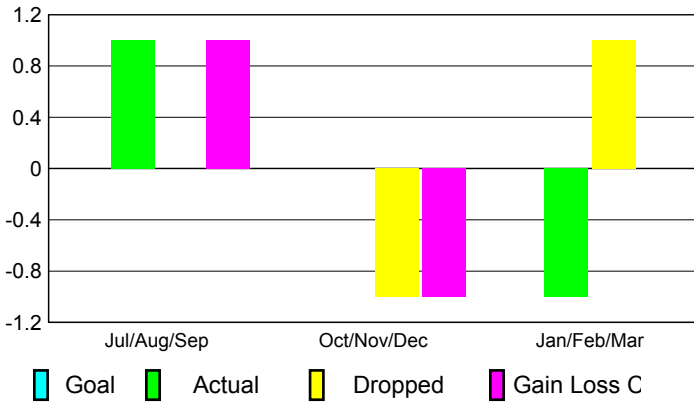
Club Results 2008-2009

Clubs 2007-2008

Month	New Club	Actual New	Actual Dropped	Gain/Loss of	Gain/Loss of
	Goal	Clubs	Clubs	Clubs	Clubs
Jul/Aug/Sep	0	1	0	1	0
Oct/Nov/Dec	0	0	-1	-1	0
Jan/Feb/Mar	0	-1	1	0	0
Totals	0	0	0	0	0

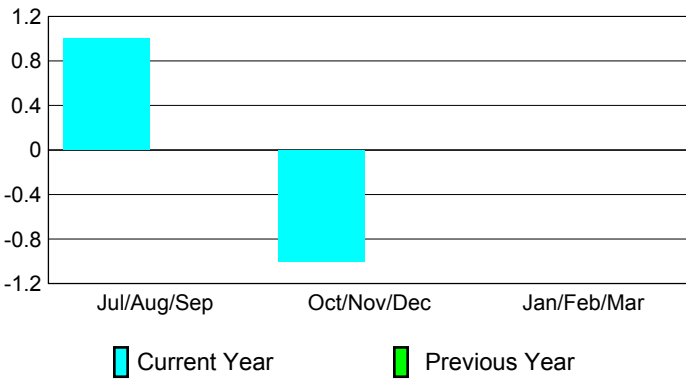
Club Results 2008-2009

Goal, New, Dropped, Gain/Loss



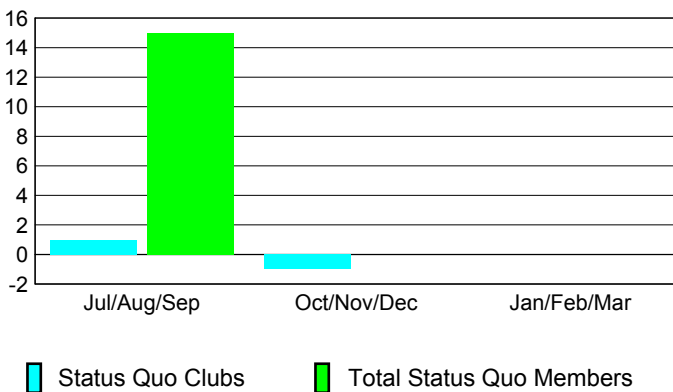
Comparison of Club Gain/Loss

Current Year Compared to the Previous Year



YTD Status Quo Clubs 2008-2009

Status Quo Clubs Compared to Status Quo Members



MEMBERSHIP

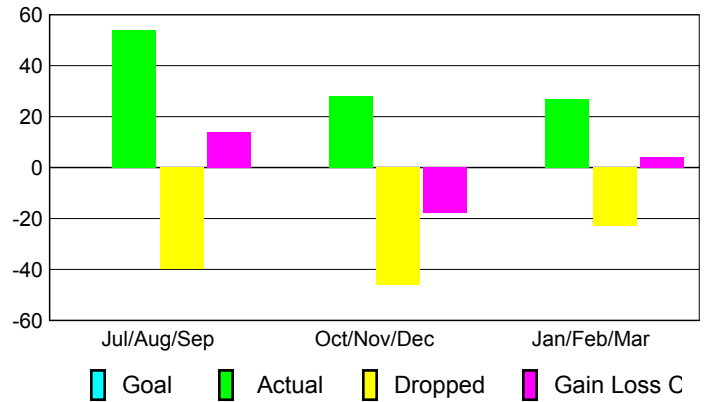
Membership Results 2008-2009

Membership 2007-2008

Month	Net Memb	Actual New	Actual Dropped	Gain/Loss of	Gain/Loss of
	Goal	Memb	Memb	Memb	Memb
Jul/Aug/Sep	0	54	-40	14	-6
Oct/Nov/Dec	0	28	-46	-18	9
Jan/Feb/Mar	0	27	-23	4	-4
Totals	0	109	-109	0	-1

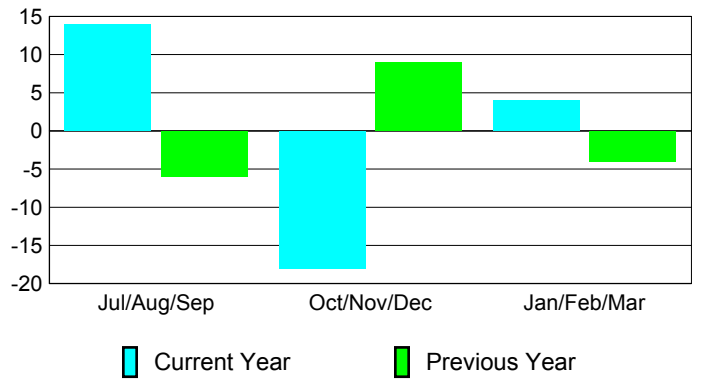
Membership Results 2008-2009

Goal, New, Dropped, Gain/Loss

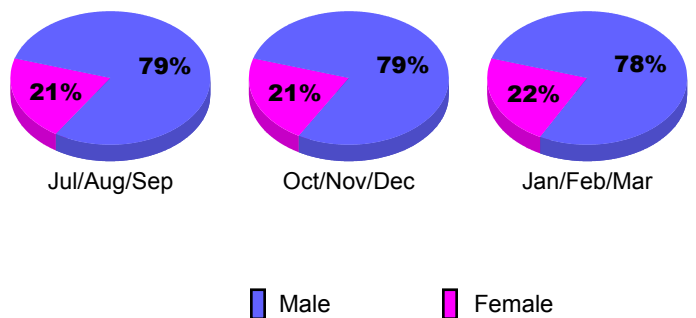


Comparison of Membership Gain/Loss

Current Year Compared to the Previous Year



Gender Comparison 2008-2009





2008-2009 GMT Quarterly Report for District (or Undistricted) **District 14 K**



GMT: **STEVEN D SHERER**

Location: **PENNSYLVANIA**

GMT CA: **1 & 2**

CLUBS

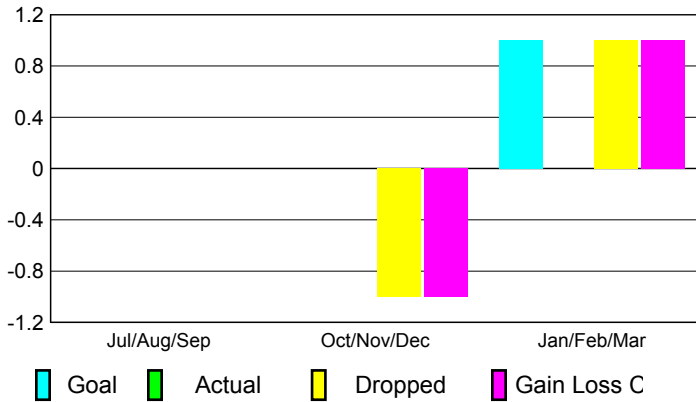
Club Results 2008-2009

Clubs 2007-2008

Month	New Club Goal	Actual New Clubs	Actual Dropped Clubs	Gain/Loss of Clubs	Gain/Loss of Clubs
Jul/Aug/Sep	0	0	0	0	0
Oct/Nov/Dec	0	0	-1	-1	0
Jan/Feb/Mar	1	0	1	1	0
Totals	1	0	0	0	0

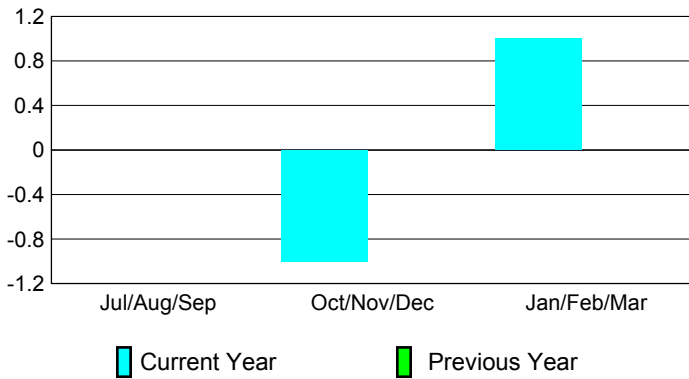
Club Results 2008-2009

Goal, New, Dropped, Gain/Loss



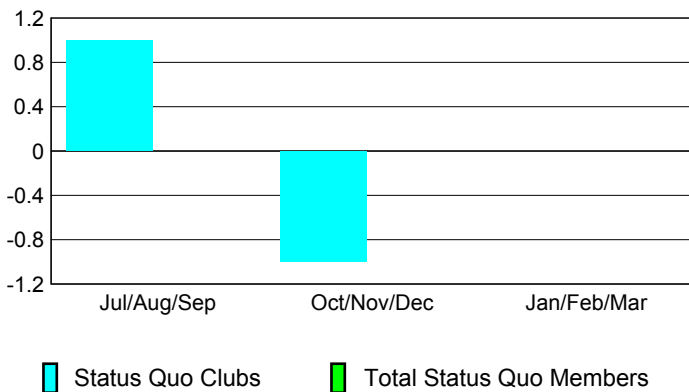
Comparison of Club Gain/Loss

Current Year Compared to the Previous Year



YTD Status Quo Clubs 2008-2009

Status Quo Clubs Compared to Status Quo Members



MEMBERSHIP

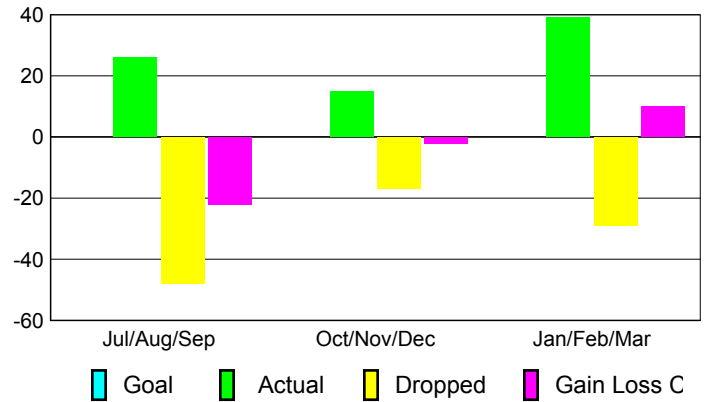
Membership Results 2008-2009

Membership 2007-2008

Month	Net Memb Goal	Actual New Memb	Actual Dropped Memb	Gain/Loss of Memb	Gain/Loss of Memb
Jul/Aug/Sep	0	26	-48	-22	0
Oct/Nov/Dec	0	15	-17	-2	19
Jan/Feb/Mar	0	39	-29	10	-15
Totals	0	80	-94	-14	4

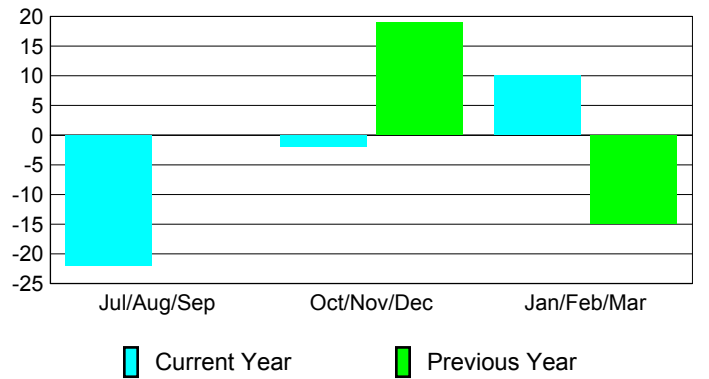
Membership Results 2008-2009

Goal, New, Dropped, Gain/Loss

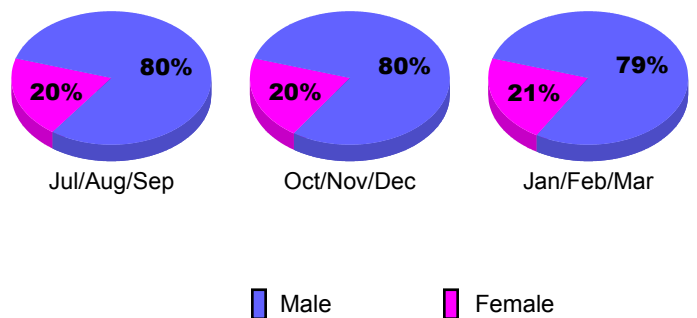


Comparison of Membership Gain/Loss

Current Year Compared to the Previous Year



Gender Comparison 2008-2009





2008-2009 GMT Quarterly Report for District (or Undistricted) **District 14 L**



GMT: **STEVEN D SHERER**

Location: **PENNSYLVANIA**

GMT CA: **1 & 2**

CLUBS

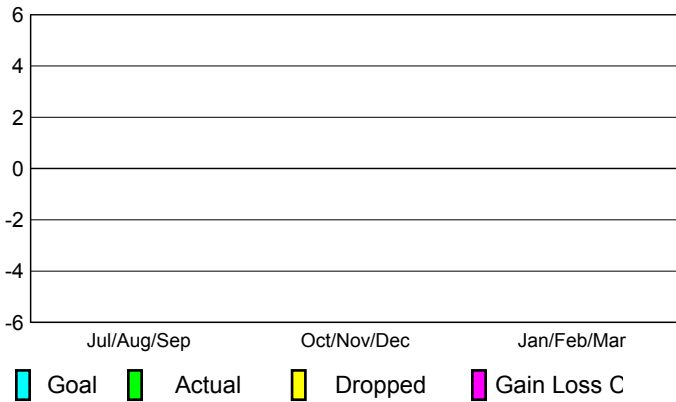
Club Results 2008-2009

Clubs 2007-2008

Month	New Club Goal	Actual New Clubs	Actual Dropped Clubs	Gain/Loss of Clubs	Gain/Loss of Clubs
Jul/Aug/Sep	0	0	0	0	0
Oct/Nov/Dec	0	0	0	0	0
Jan/Feb/Mar	0	0	0	0	0
Totals	0	0	0	0	0


Club Results 2008-2009

Goal, New, Dropped, Gain/Loss




Comparison of Club Gain/Loss

Current Year Compared to the Previous Year



YTD Status Quo Clubs 2008-2009

Status Quo Clubs Compared to Status Quo Members



MEMBERSHIP

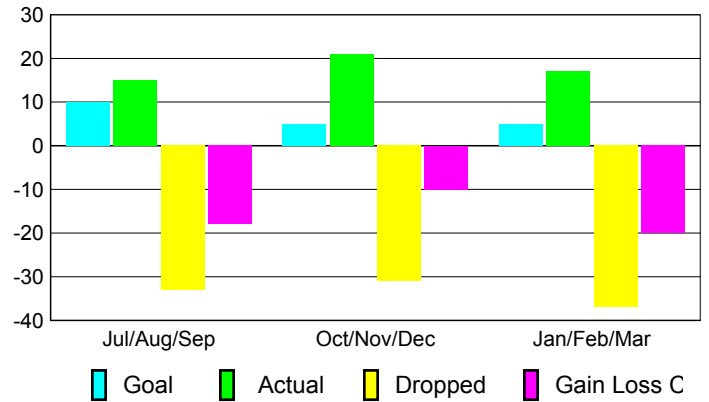
Membership Results 2008-2009

Membership 2007-2008

Month	Net Memb Goal	Actual New Memb	Actual Dropped Memb	Gain/Loss of Memb	Gain/Loss of Memb
Jul/Aug/Sep	10	15	-33	-18	-2
Oct/Nov/Dec	5	21	-31	-10	-10
Jan/Feb/Mar	5	17	-37	-20	-1
Totals	20	53	-101	-48	-13

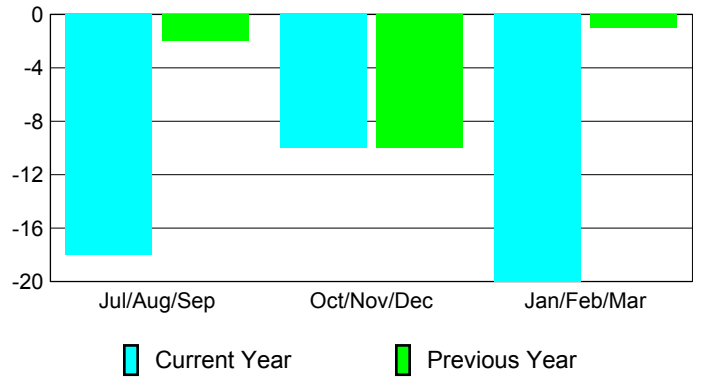
Membership Results 2008-2009

Goal, New, Dropped, Gain/Loss

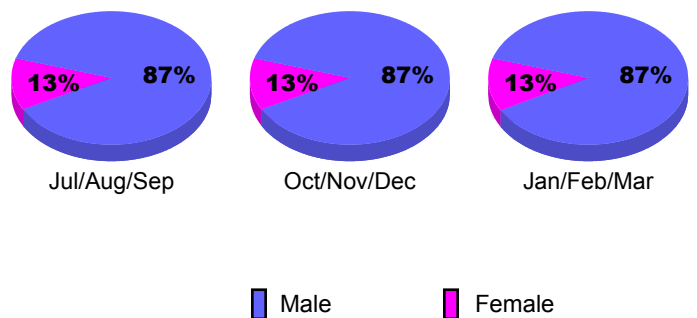


Comparison of Membership Gain/Loss

Current Year Compared to the Previous Year



Gender Comparison 2008-2009





2008-2009 GMT Quarterly Report for District (or Undistricted) **District 14 M**



GMT: **STEVEN D SHERER**

Location: **PENNSYLVANIA**

GMT CA: **1 & 2**

CLUBS

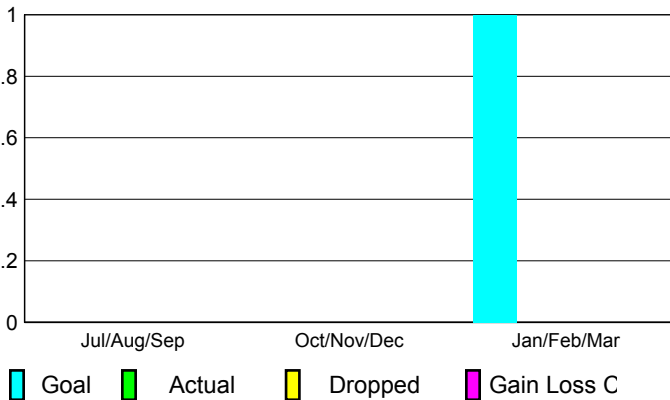
Club Results 2008-2009

Clubs 2007-2008

Month	New Club	Actual New	Actual Dropped	Gain/Loss of	Gain/Loss of
	Goal	Clubs	Clubs	Clubs	Clubs
Jul/Aug/Sep	0	0	0	0	0
Oct/Nov/Dec	0	0	0	0	0
Jan/Feb/Mar	1	0	0	0	1
Totals	1	0	0	0	1


Club Results 2008-2009

Goal, New, Dropped, Gain/Loss




Comparison of Club Gain/Loss

Current Year Compared to the Previous Year



YTD Status Quo Clubs 2008-2009

Status Quo Clubs Compared to Status Quo Members



MEMBERSHIP

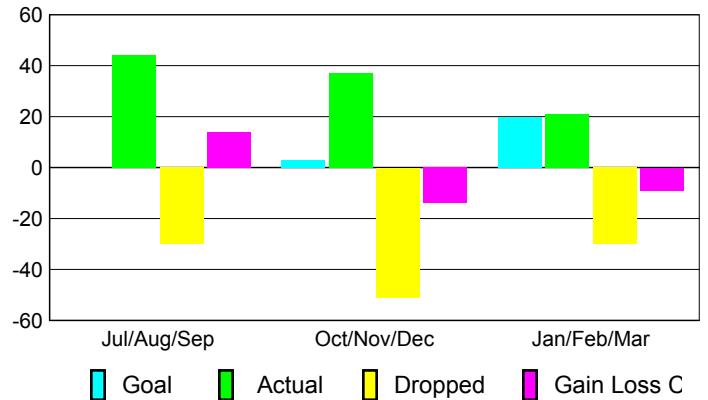
Membership Results 2008-2009

Membership 2007-2008

Month	Net Memb	Actual New	Actual Dropped	Gain/Loss of	Gain/Loss of
	Goal	Memb	Memb	Memb	Memb
Jul/Aug/Sep	0	44	-30	14	-20
Oct/Nov/Dec	3	37	-51	-14	10
Jan/Feb/Mar	20	21	-30	-9	32
Totals	23	102	-111	-9	22

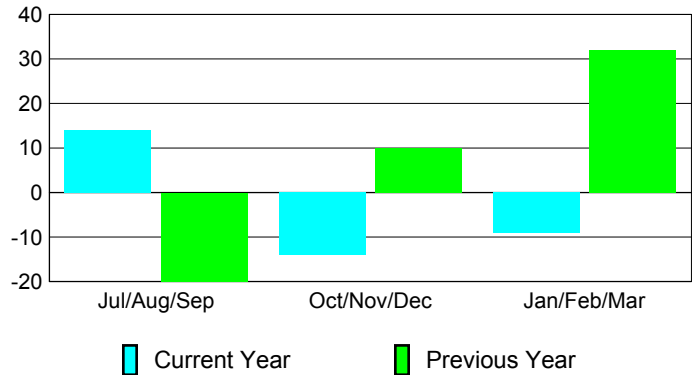
Membership Results 2008-2009

Goal, New, Dropped, Gain/Loss

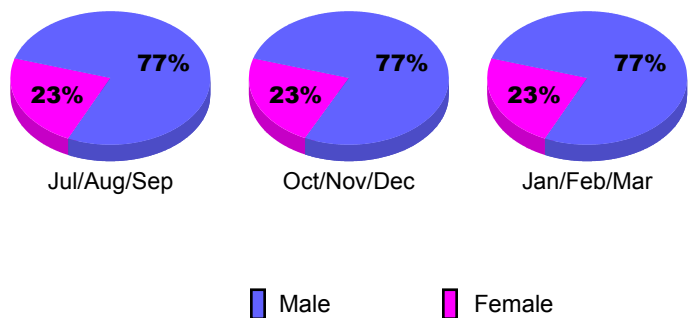


Comparison of Membership Gain/Loss

Current Year Compared to the Previous Year



Gender Comparison 2008-2009





2008-2009 GMT Quarterly Report for District (or Undistricted) **District 14 N**



GMT: **STEVEN D SHERER**

Location: **PENNSYLVANIA**

GMT CA: **1 & 2**

CLUBS

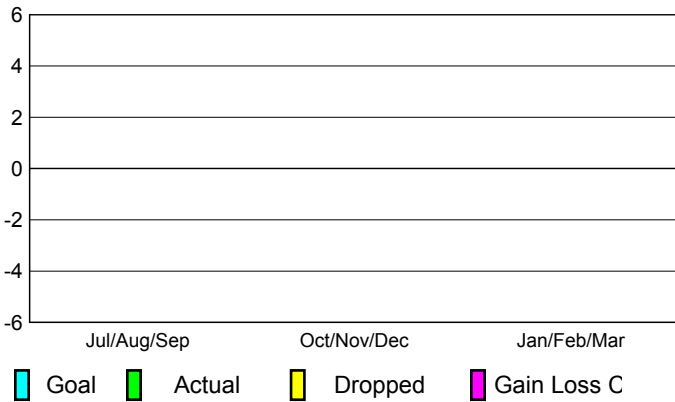
Club Results 2008-2009

Clubs 2007-2008

Month	New Club Goal	Actual New Clubs	Actual Dropped Clubs	Gain/Loss of Clubs	Gain/Loss of Clubs
Jul/Aug/Sep	0	0	0	0	0
Oct/Nov/Dec	0	0	0	0	0
Jan/Feb/Mar	0	0	0	0	0
Totals	0	0	0	0	0

Club Results 2008-2009

Goal, New, Dropped, Gain/Loss



MEMBERSHIP

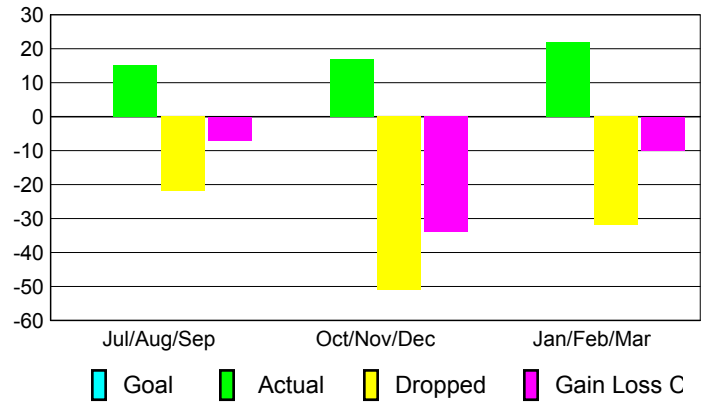
Membership Results 2008-2009

Membership 2007-2008

Month	Net Memb Goal	Actual New Memb	Actual Dropped Memb	Gain/Loss of Memb	Gain/Loss of Memb
Jul/Aug/Sep	0	15	-22	-7	2
Oct/Nov/Dec	0	17	-51	-34	-31
Jan/Feb/Mar	0	22	-32	-10	-25
Totals	0	54	-105	-51	-54


Membership Results 2008-2009

Goal, New, Dropped, Gain/Loss



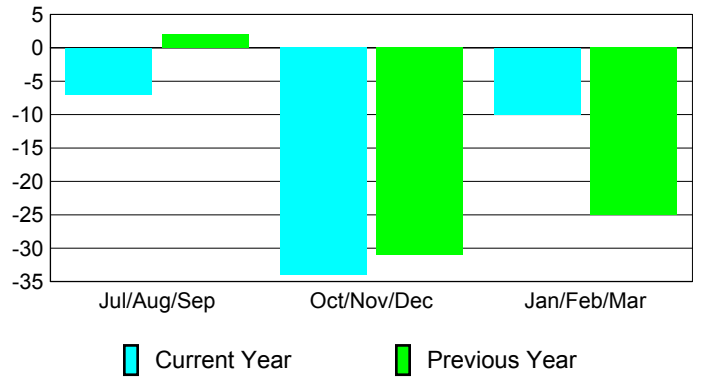
Comparison of Club Gain/Loss

Current Year Compared to the Previous Year



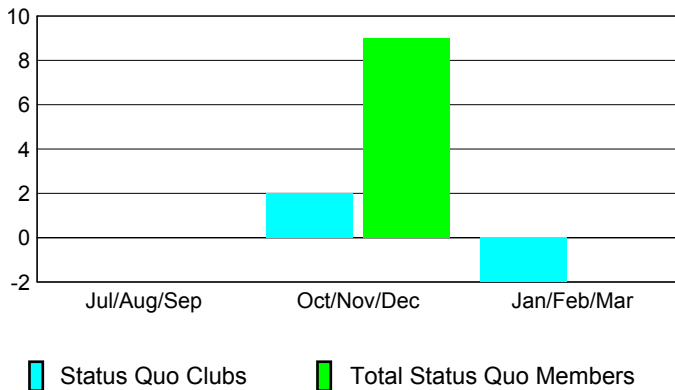
Comparison of Membership Gain/Loss

Current Year Compared to the Previous Year

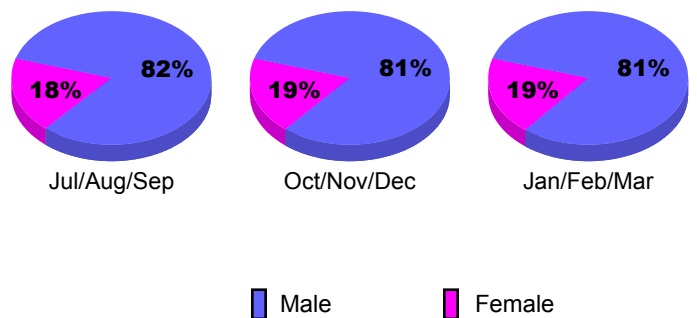


YTD Status Quo Clubs 2008-2009

Status Quo Clubs Compared to Status Quo Members



Gender Comparison 2008-2009





2008-2009 GMT Quarterly Report for District (or Undistricted) **District 14 P**



GMT: **STEVEN D SHERER**

Location: **PENNSYLVANIA**

GMT CA: **1 & 2**

CLUBS

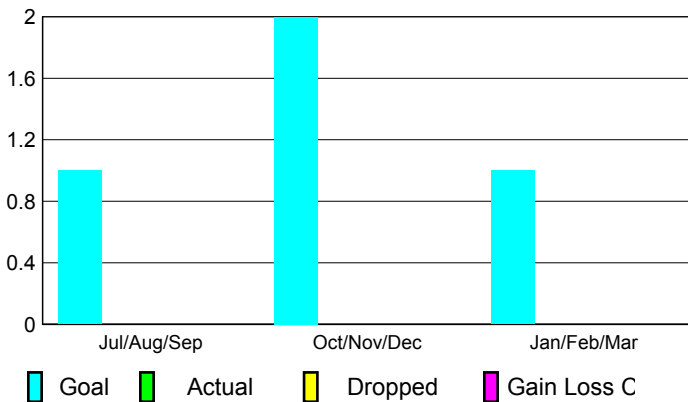
Club Results 2008-2009

Clubs 2007-2008

Month	New Club Goal	Actual New Clubs	Actual Dropped Clubs	Gain/Loss of Clubs	Gain/Loss of Clubs
Jul/Aug/Sep	1	0	0	0	0
Oct/Nov/Dec	2	0	0	0	0
Jan/Feb/Mar	1	0	0	0	0
Totals	4	0	0	0	0


Club Results 2008-2009

Goal, New, Dropped, Gain/Loss




Comparison of Club Gain/Loss

Current Year Compared to the Previous Year



YTD Status Quo Clubs 2008-2009

Status Quo Clubs Compared to Status Quo Members



MEMBERSHIP

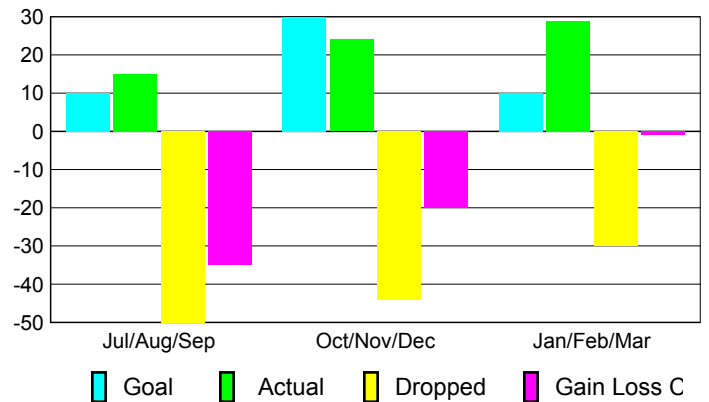
Membership Results 2008-2009

Membership 2007-2008

Month	Net Memb Goal	Actual New Memb	Actual Dropped Memb	Gain/Loss of Memb	Gain/Loss of Memb
Jul/Aug/Sep	10	15	-50	-35	-3
Oct/Nov/Dec	30	24	-44	-20	0
Jan/Feb/Mar	10	29	-30	-1	7
Totals	50	68	-124	-56	4

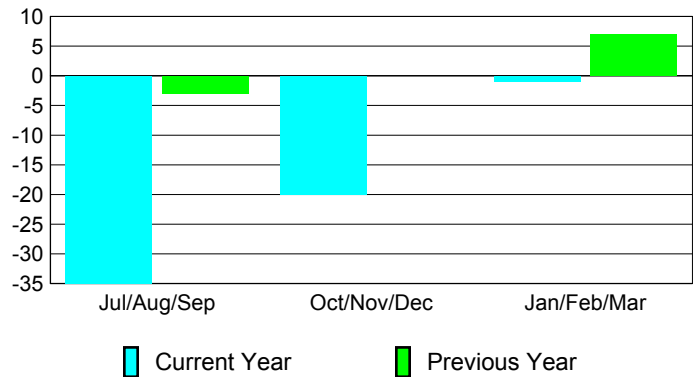
Membership Results 2008-2009

Goal, New, Dropped, Gain/Loss

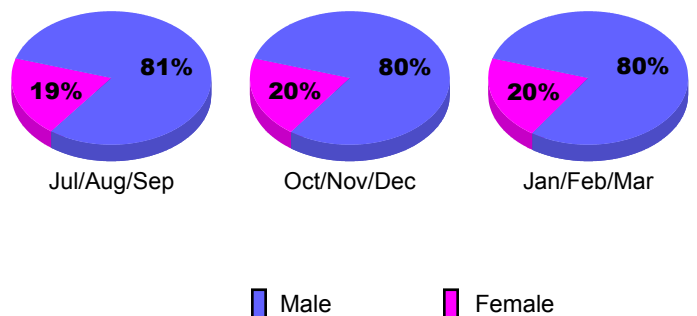


Comparison of Membership Gain/Loss

Current Year Compared to the Previous Year



Gender Comparison 2008-2009





2008-2009 GMT Quarterly Report for District (or Undistricted) **District 14 R**



GMT: **STEVEN D SHERER**

Location: **PENNSYLVANIA**

GMT CA: **1 & 2**

CLUBS

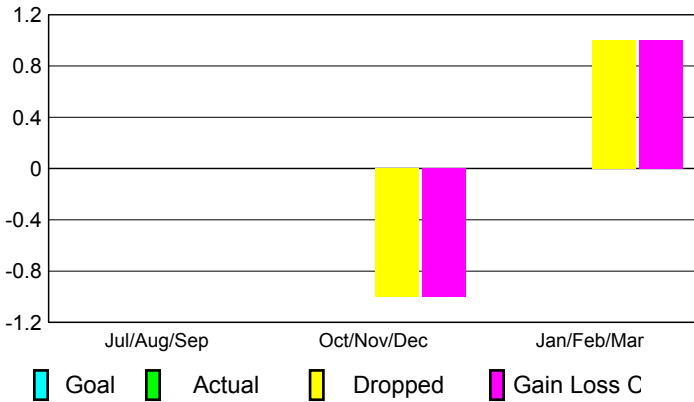
Club Results 2008-2009

Clubs 2007-2008

Month	New Club Goal	Actual New Clubs	Actual Dropped Clubs	Gain/Loss of Clubs	Gain/Loss of Clubs
Jul/Aug/Sep	0	0	0	0	0
Oct/Nov/Dec	0	0	-1	-1	0
Jan/Feb/Mar	0	0	1	1	-2
Totals	0	0	0	0	-2

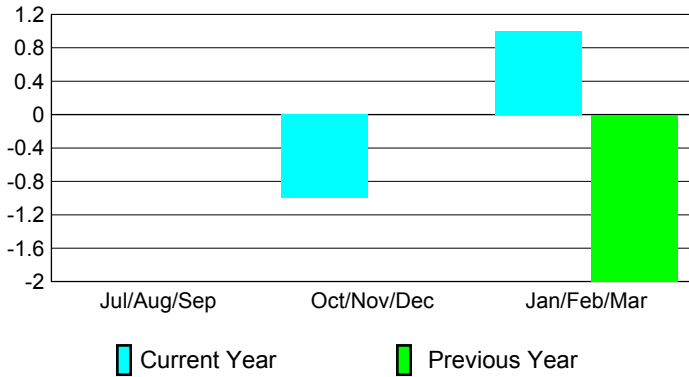
Club Results 2008-2009

Goal, New, Dropped, Gain/Loss



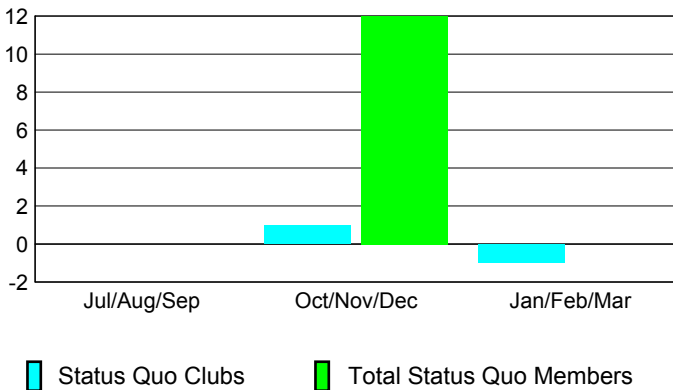
Comparison of Club Gain/Loss

Current Year Compared to the Previous Year



YTD Status Quo Clubs 2008-2009

Status Quo Clubs Compared to Status Quo Members



MEMBERSHIP

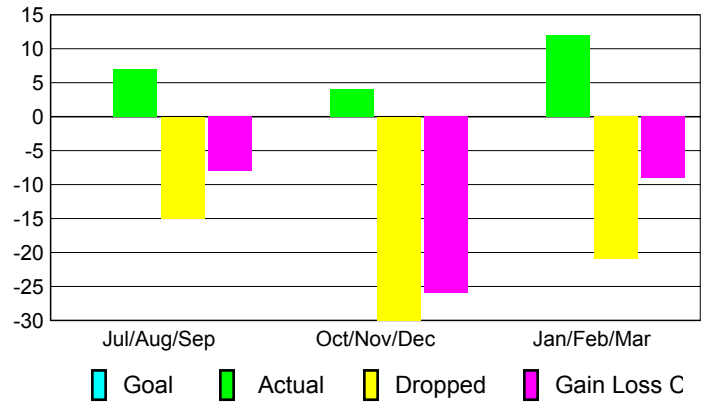
Membership Results 2008-2009

Membership 2007-2008

Month	Net Memb Goal	Actual New Memb	Actual Dropped Memb	Gain/Loss of Memb	Gain/Loss of Memb
Jul/Aug/Sep	0	7	-15	-8	-10
Oct/Nov/Dec	0	4	-30	-26	-38
Jan/Feb/Mar	0	12	-21	-9	-45
Totals	0	23	-66	-43	-93

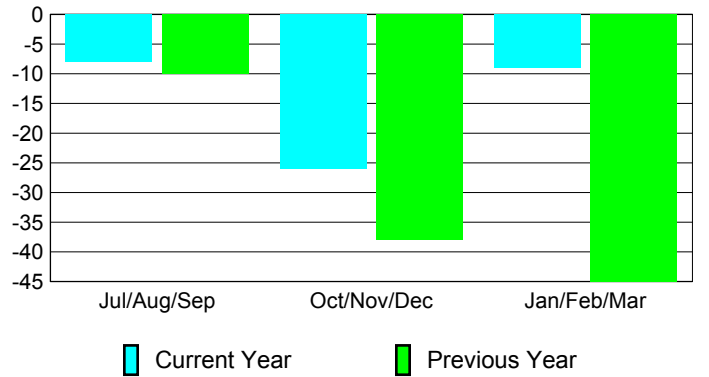
Membership Results 2008-2009

Goal, New, Dropped, Gain/Loss

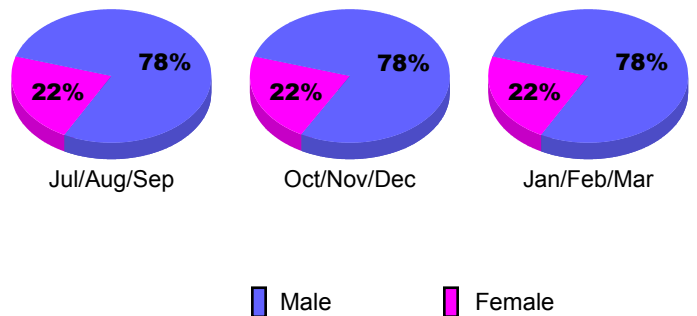


Comparison of Membership Gain/Loss

Current Year Compared to the Previous Year



Gender Comparison 2008-2009





2008-2009 GMT Quarterly Report for District (or Undistricted) **District 14 T**



GMT: **STEVEN D SHERER**

Location: **PENNSYLVANIA**

GMT CA: **1 & 2**

CLUBS

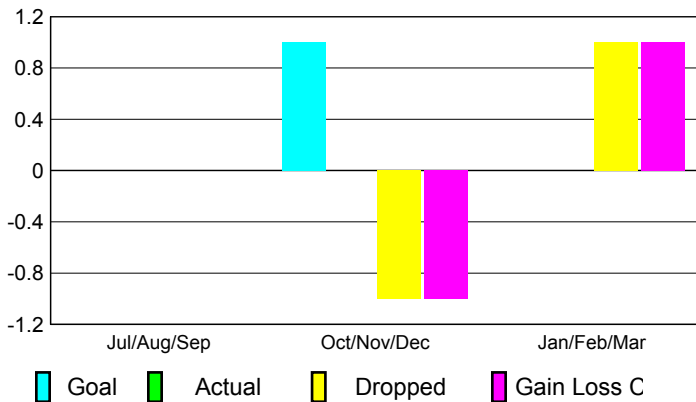
Club Results 2008-2009

Clubs 2007-2008

Month	New Club Goal	Actual New Clubs	Actual Dropped Clubs	Gain/Loss of Clubs	Gain/Loss of Clubs
Jul/Aug/Sep	0	0	0	0	0
Oct/Nov/Dec	1	0	-1	-1	0
Jan/Feb/Mar	0	0	1	1	1
Totals	1	0	0	0	1

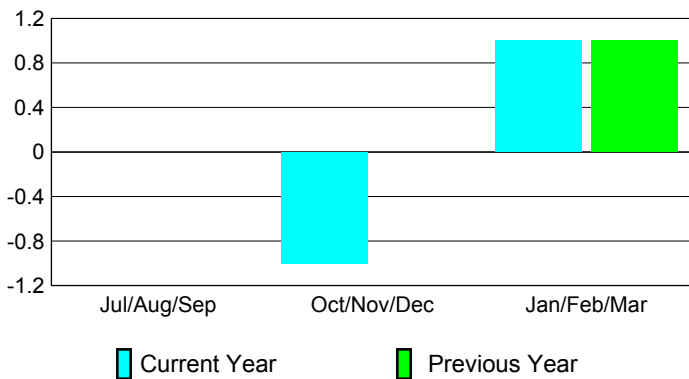
Club Results 2008-2009

Goal, New, Dropped, Gain/Loss



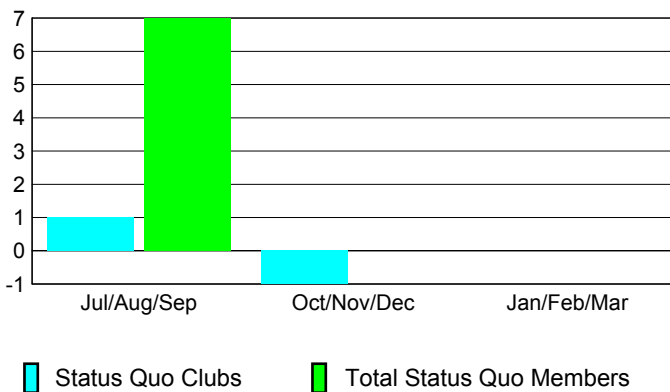
Comparison of Club Gain/Loss

Current Year Compared to the Previous Year



YTD Status Quo Clubs 2008-2009

Status Quo Clubs Compared to Status Quo Members



MEMBERSHIP

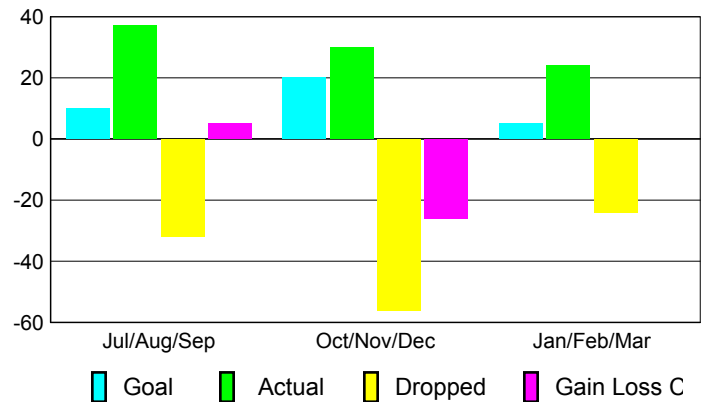
Membership Results 2008-2009

Membership 2007-2008

Month	Net Memb Goal	Actual New Memb	Actual Dropped Memb	Gain/Loss of Memb	Gain/Loss of Memb
Jul/Aug/Sep	10	37	-32	5	-7
Oct/Nov/Dec	20	30	-56	-26	2
Jan/Feb/Mar	5	24	-24	0	26
Totals	35	91	-112	-21	21

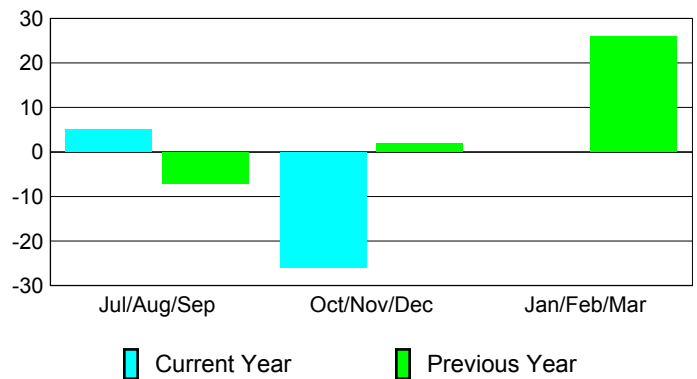
Membership Results 2008-2009

Goal, New, Dropped, Gain/Loss

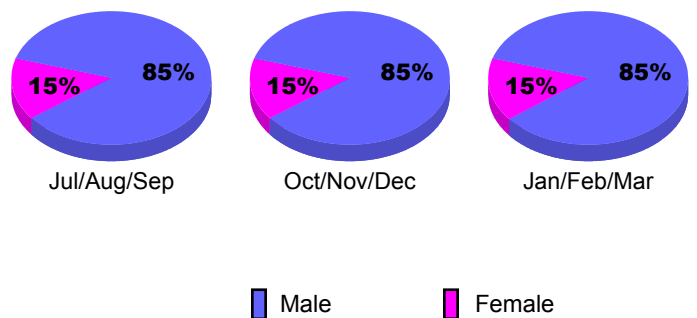


Comparison of Membership Gain/Loss

Current Year Compared to the Previous Year



Gender Comparison 2008-2009





2008-2009 GMT Quarterly Report for District (or Undistricted) **District 14 U**



GMT: **STEVEN D SHERER**

Location: **PENNSYLVANIA**

GMT CA: **1 & 2**

CLUBS

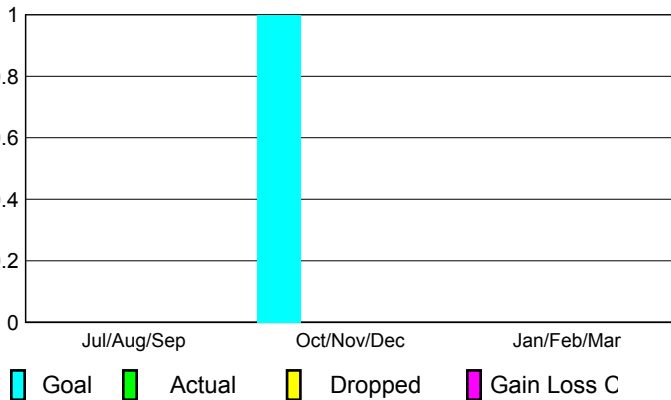
Club Results 2008-2009

Clubs 2007-2008

Month	New Club	Actual New	Actual Dropped	Gain/Loss of	Gain/Loss of
	Goal	New Clubs	Clubs	Clubs	Clubs
Jul/Aug/Sep	0	0	0	0	0
Oct/Nov/Dec	1	0	0	0	-1
Jan/Feb/Mar	0	0	0	0	-2
Totals	1	0	0	0	-3

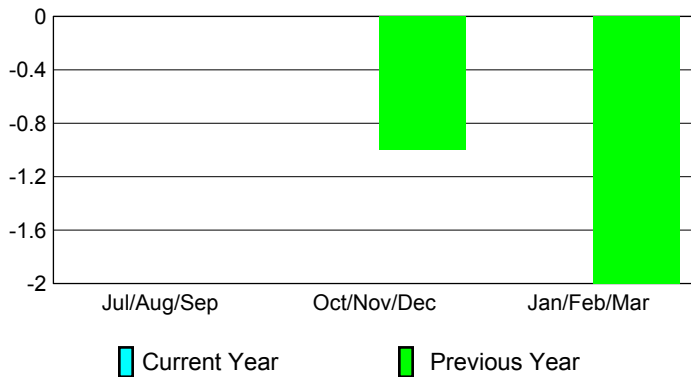
Club Results 2008-2009

Goal, New, Dropped, Gain/Loss




Comparison of Club Gain/Loss

Current Year Compared to the Previous Year



YTD Status Quo Clubs 2008-2009

Status Quo Clubs Compared to Status Quo Members



MEMBERSHIP

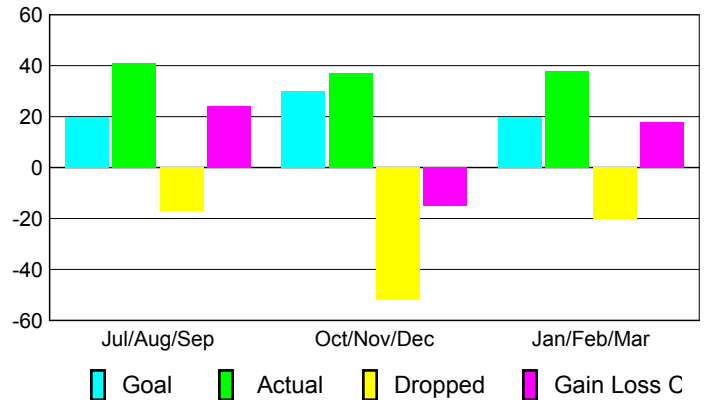
Membership Results 2008-2009

Membership 2007-2008

Month	Net Memb	Actual New	Actual Dropped	Gain/Loss of	Gain/Loss of
	Goal	New Memb	Memb	Memb	Memb
Jul/Aug/Sep	20	41	-17	24	1
Oct/Nov/Dec	30	37	-52	-15	-19
Jan/Feb/Mar	20	38	-20	18	-4
Totals	70	116	-89	27	-22

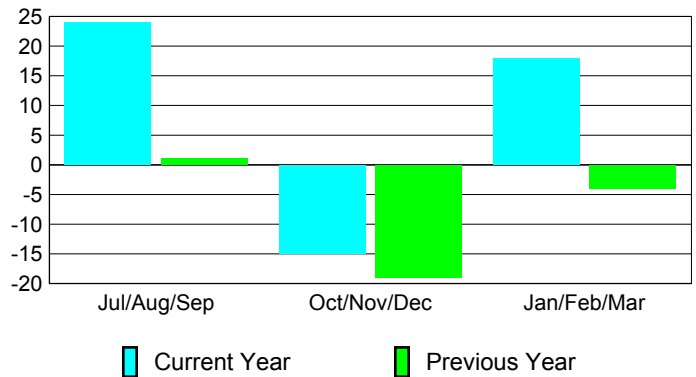
Membership Results 2008-2009

Goal, New, Dropped, Gain/Loss

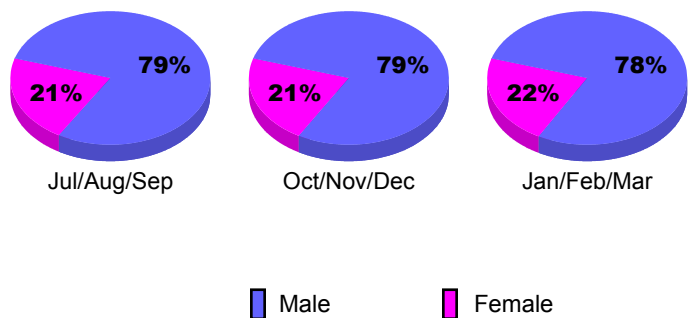


Comparison of Membership Gain/Loss

Current Year Compared to the Previous Year



Gender Comparison 2008-2009





2008-2009 GMT Quarterly Report for District (or Undistricted) **District 14 W**



GMT: **STEVEN D SHERER**

Location: **PENNSYLVANIA**

GMT CA: **1 & 2**

CLUBS

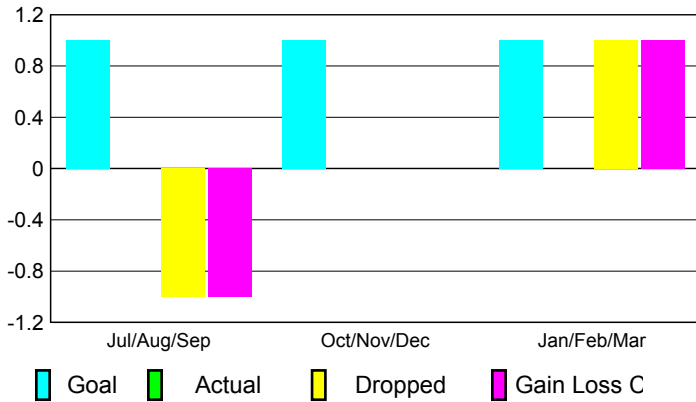
Club Results 2008-2009

Clubs 2007-2008

Month	New Club Goal	Actual New Clubs	Actual Dropped Clubs	Gain/Loss of Clubs	Gain/Loss of Clubs
Jul/Aug/Sep	1	0	-1	-1	0
Oct/Nov/Dec	1	0	0	0	-2
Jan/Feb/Mar	1	0	1	1	0
Totals	3	0	0	0	-2

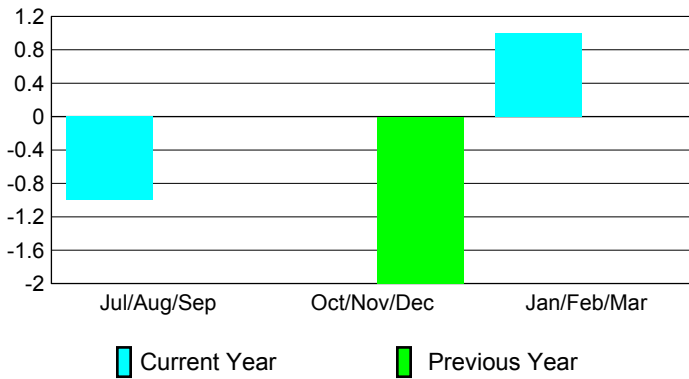
Club Results 2008-2009

Goal, New, Dropped, Gain/Loss




Comparison of Club Gain/Loss

Current Year Compared to the Previous Year



YTD Status Quo Clubs 2008-2009

Status Quo Clubs Compared to Status Quo Members



MEMBERSHIP

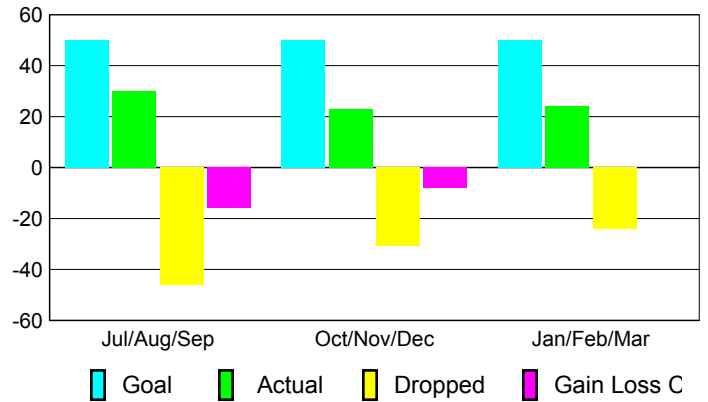
Membership Results 2008-2009

Membership 2007-2008

Month	Net Memb Goal	Actual New Memb	Actual Dropped Memb	Gain/Loss of Memb	Gain/Loss of Memb
Jul/Aug/Sep	50	30	-46	-16	3
Oct/Nov/Dec	50	23	-31	-8	-39
Jan/Feb/Mar	50	24	-24	0	-13
Totals	150	77	-101	-24	-49

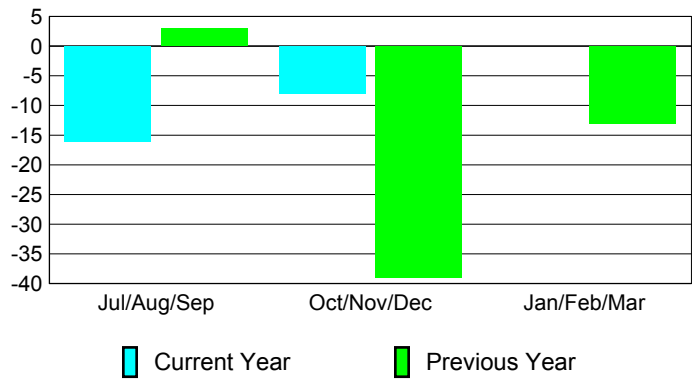
Membership Results 2008-2009

Goal, New, Dropped, Gain/Loss

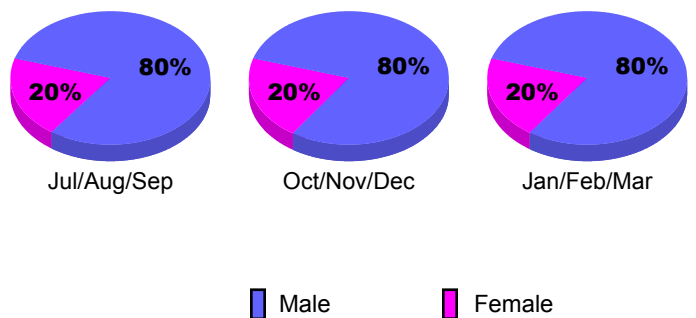


Comparison of Membership Gain/Loss

Current Year Compared to the Previous Year



Gender Comparison 2008-2009





2008-2009 GMT Quarterly Report for District (or Undistricted) **District 24 A**



GMT: **STEVEN D SHERER**

Location: **VIRGINIA**

GMT CA: **1 & 2**

CLUBS

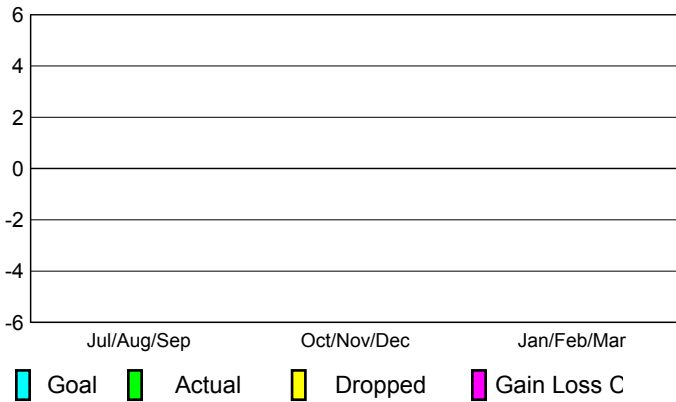
Club Results 2008-2009

Clubs 2007-2008

Month	New Club Goal	Actual New Clubs	Actual Dropped Clubs	Gain/Loss of Clubs	Gain/Loss of Clubs
Jul/Aug/Sep	0	0	0	0	0
Oct/Nov/Dec	0	0	0	0	-1
Jan/Feb/Mar	0	0	0	0	0
Totals	0	0	0	0	-1

Club Results 2008-2009

Goal, New, Dropped, Gain/Loss



MEMBERSHIP

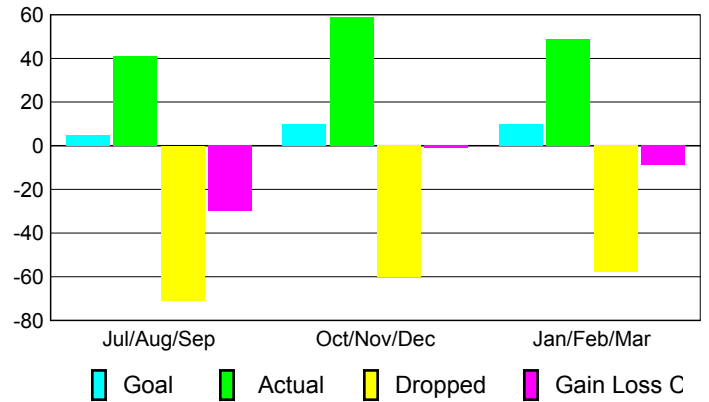
Membership Results 2008-2009

Membership 2007-2008

Month	Net Memb Goal	Actual New Memb	Actual Dropped Memb	Gain/Loss of Memb	Gain/Loss of Memb
Jul/Aug/Sep	5	41	-71	-30	-18
Oct/Nov/Dec	10	59	-60	-1	-22
Jan/Feb/Mar	10	49	-58	-9	14
Totals	25	149	-189	-40	-26

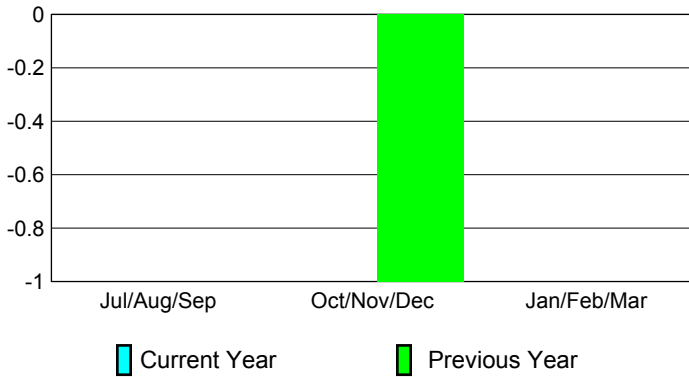
Membership Results 2008-2009

Goal, New, Dropped, Gain/Loss



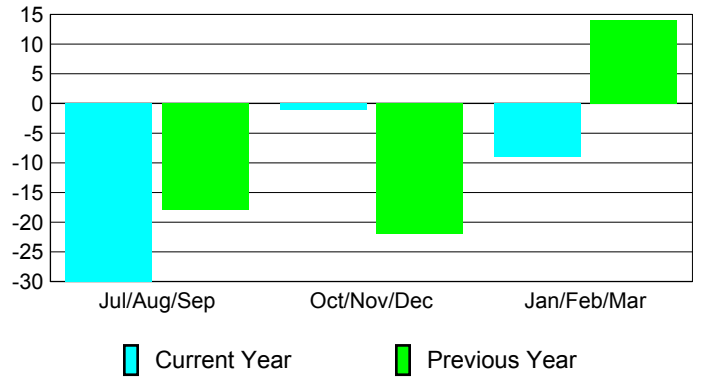
Comparison of Club Gain/Loss

Current Year Compared to the Previous Year




Comparison of Membership Gain/Loss

Current Year Compared to the Previous Year

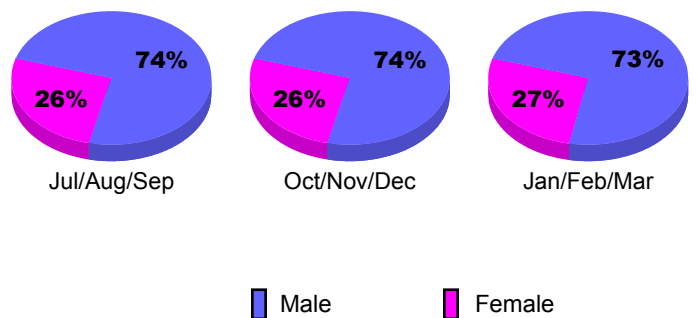


YTD Status Quo Clubs 2008-2009

Status Quo Clubs Compared to Status Quo Members



Gender Comparison 2008-2009





2008-2009 GMT Quarterly Report for District (or Undistricted) **District 24 B**



GMT: **STEVEN D SHERER**

Location: **VIRGINIA**

GMT CA: **1 & 2**

CLUBS

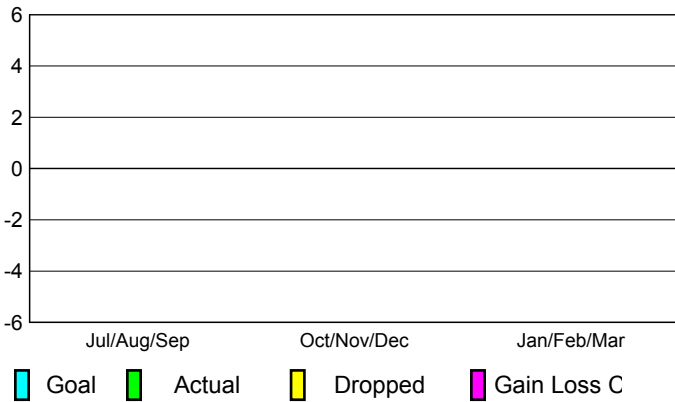
Club Results 2008-2009

Clubs 2007-2008

Month	New Club Goal	Actual New Clubs	Actual Dropped Clubs	Gain/Loss of Clubs	Gain/Loss of Clubs
Jul/Aug/Sep	0	0	0	0	0
Oct/Nov/Dec	0	0	0	0	0
Jan/Feb/Mar	0	0	0	0	0
Totals	0	0	0	0	0


Club Results 2008-2009

Goal, New, Dropped, Gain/Loss



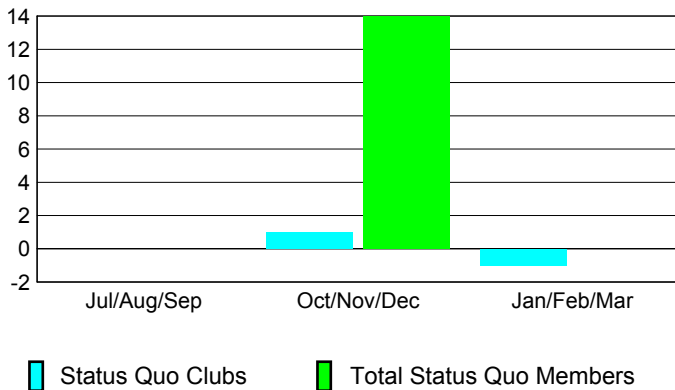
Comparison of Club Gain/Loss

Current Year Compared to the Previous Year



YTD Status Quo Clubs 2008-2009

Status Quo Clubs Compared to Status Quo Members



MEMBERSHIP

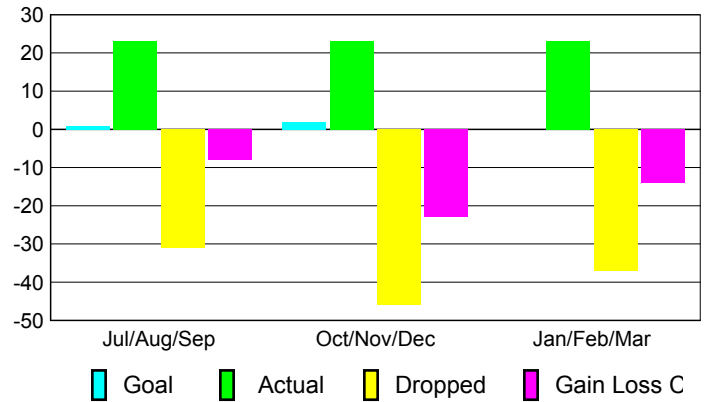
Membership Results 2008-2009

Membership 2007-2008

Month	Net Memb Goal	Actual New Memb	Actual Dropped Memb	Gain/Loss of Memb	Gain/Loss of Memb
Jul/Aug/Sep	1	23	-31	-8	2
Oct/Nov/Dec	2	23	-46	-23	-18
Jan/Feb/Mar	0	23	-37	-14	-16
Totals	3	69	-114	-45	-32

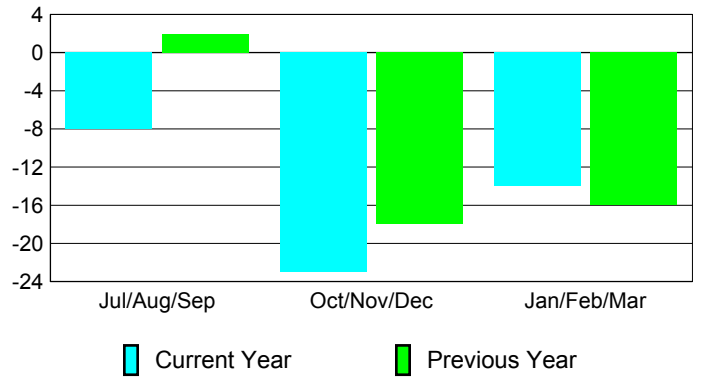
Membership Results 2008-2009

Goal, New, Dropped, Gain/Loss

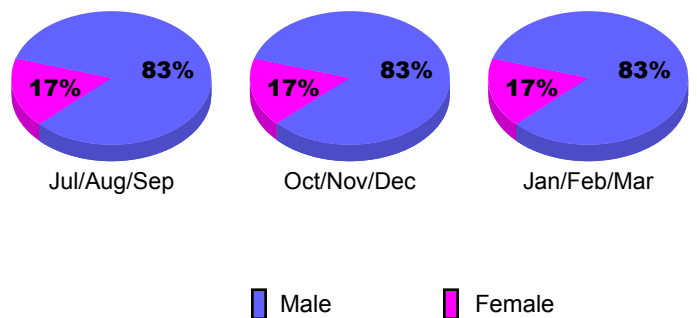


Comparison of Membership Gain/Loss

Current Year Compared to the Previous Year



Gender Comparison 2008-2009





2008-2009 GMT Quarterly Report for District (or Undistricted) **District 24 C**



GMT: **STEVEN D SHERER**

Location: **VIRGINIA**

GMT CA: **1 & 2**

CLUBS

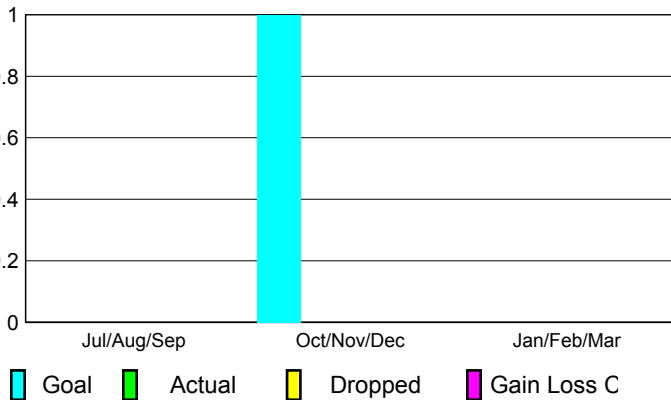
Club Results 2008-2009

Clubs 2007-2008

Month	New Club Goal	Actual New Clubs	Actual Dropped Clubs	Gain/Loss of Clubs	Gain/Loss of Clubs
Jul/Aug/Sep	0	0	0	0	0
Oct/Nov/Dec	1	0	0	0	0
Jan/Feb/Mar	0	0	0	0	0
Totals	1	0	0	0	0


Club Results 2008-2009

Goal, New, Dropped, Gain/Loss



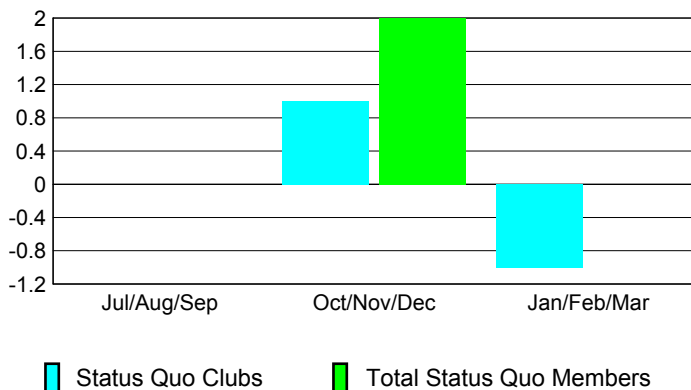
Comparison of Club Gain/Loss

Current Year Compared to the Previous Year



YTD Status Quo Clubs 2008-2009

Status Quo Clubs Compared to Status Quo Members



MEMBERSHIP

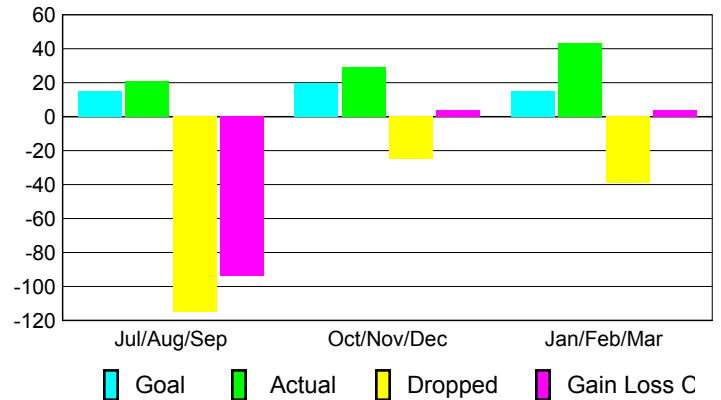
Membership Results 2008-2009

Membership 2007-2008

Month	Net Memb Goal	Actual New Memb	Actual Dropped Memb	Gain/Loss of Memb	Gain/Loss of Memb
Jul/Aug/Sep	15	21	-115	-94	-34
Oct/Nov/Dec	20	29	-25	4	11
Jan/Feb/Mar	15	43	-39	4	-6
Totals	50	93	-179	-86	-29

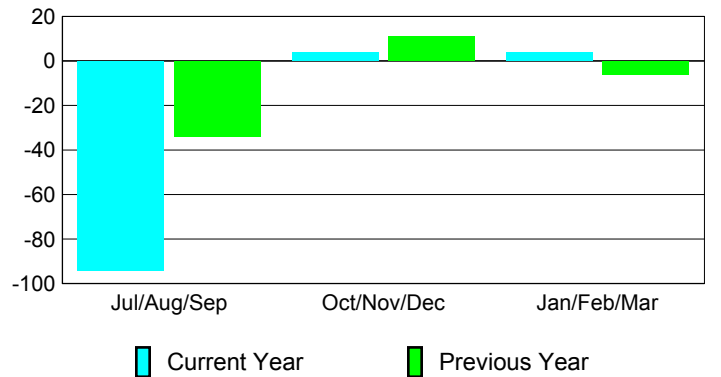
Membership Results 2008-2009

Goal, New, Dropped, Gain/Loss

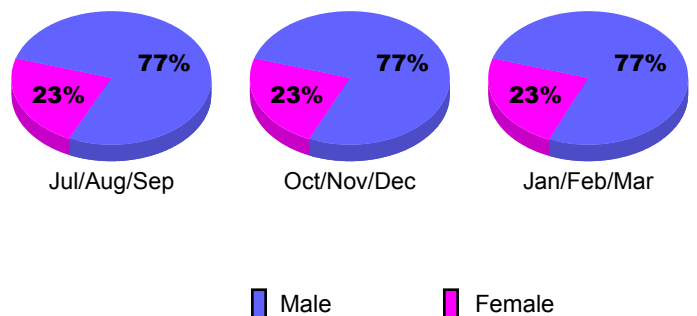


Comparison of Membership Gain/Loss

Current Year Compared to the Previous Year



Gender Comparison 2008-2009





2008-2009 GMT Quarterly Report for District (or Undistricted) **District 24 D**



GMT: **STEVEN D SHERER**

Location: **VIRGINIA**

GMT CA: **1 & 2**

CLUBS

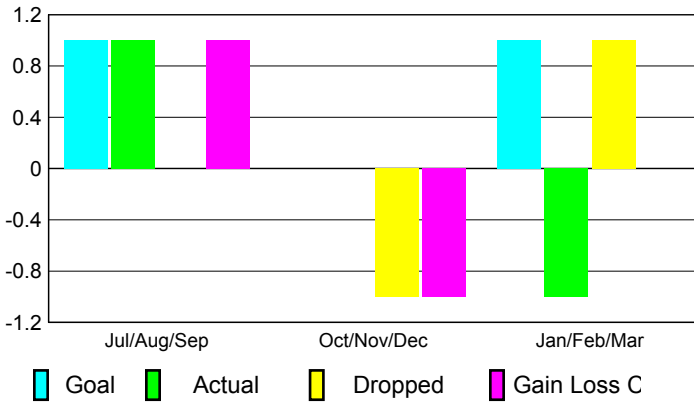
Club Results 2008-2009

Clubs 2007-2008

Month	New Club Goal	Actual New Clubs	Actual Dropped Clubs	Gain/Loss of Clubs	Gain/Loss of Clubs
Jul/Aug/Sep	1	1	0	1	0
Oct/Nov/Dec	0	0	-1	-1	0
Jan/Feb/Mar	1	-1	1	0	0
Totals	2	0	0	0	0

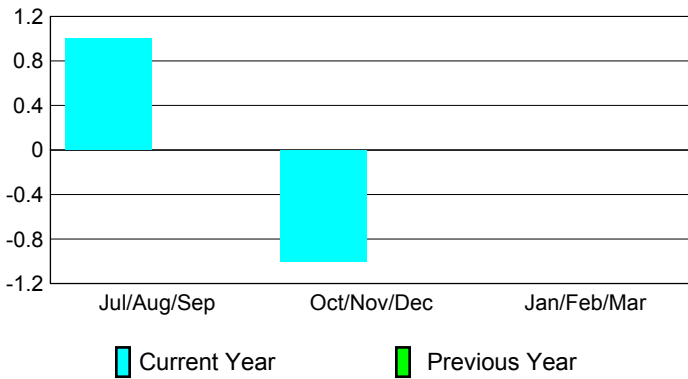
Club Results 2008-2009

Goal, New, Dropped, Gain/Loss



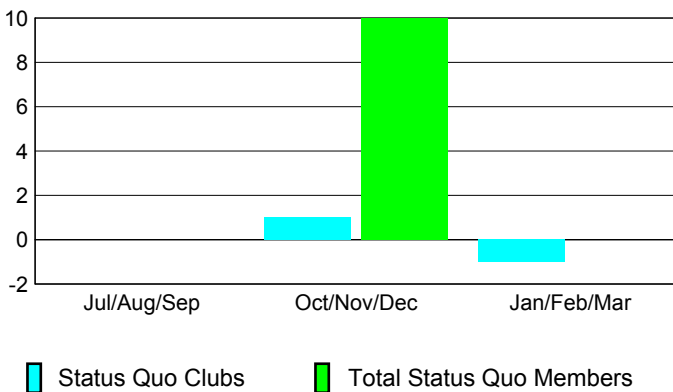
Comparison of Club Gain/Loss

Current Year Compared to the Previous Year



YTD Status Quo Clubs 2008-2009

Status Quo Clubs Compared to Status Quo Members



MEMBERSHIP

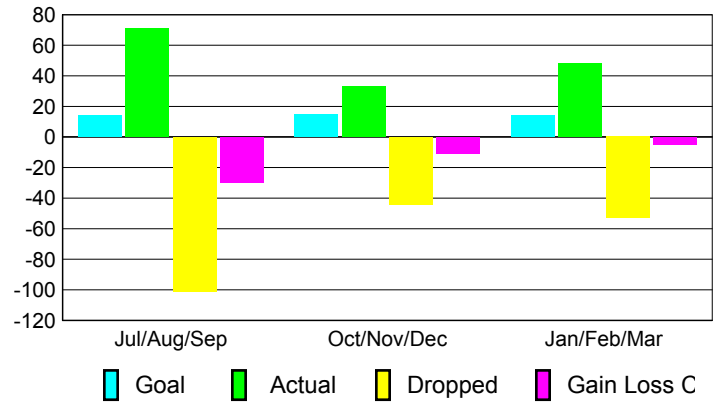
Membership Results 2008-2009

Membership 2007-2008

Month	Net Memb Goal	Actual New Memb	Actual Dropped Memb	Gain/Loss of Memb	Gain/Loss of Memb
Jul/Aug/Sep	14	71	-101	-30	-8
Oct/Nov/Dec	15	33	-44	-11	15
Jan/Feb/Mar	14	48	-53	-5	-2
Totals	43	152	-198	-46	5

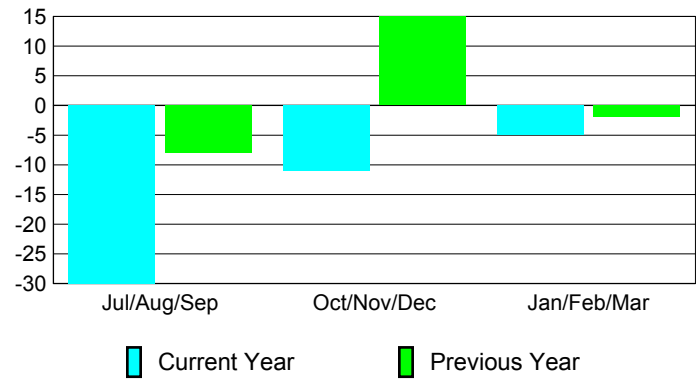
Membership Results 2008-2009

Goal, New, Dropped, Gain/Loss

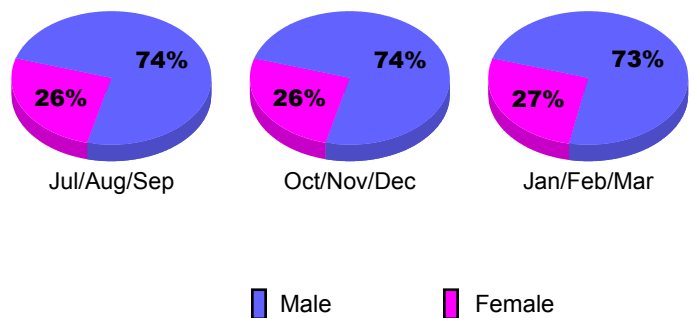


Comparison of Membership Gain/Loss

Current Year Compared to the Previous Year



Gender Comparison 2008-2009





2008-2009 GMT Quarterly Report for District (or Undistricted) **District 24 E**



GMT: **STEVEN D SHERER**

Location: **VIRGINIA**

GMT CA: **1 & 2**

CLUBS

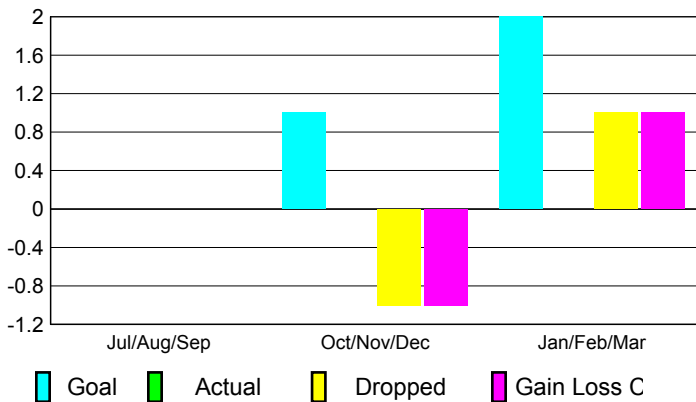
Club Results 2008-2009

Clubs 2007-2008

Month	New Club Goal	Actual New Clubs	Actual Dropped Clubs	Gain/Loss of Clubs	Gain/Loss of Clubs
Jul/Aug/Sep	0	0	0	0	0
Oct/Nov/Dec	1	0	-1	-1	0
Jan/Feb/Mar	2	0	1	1	0
Totals	3	0	0	0	0

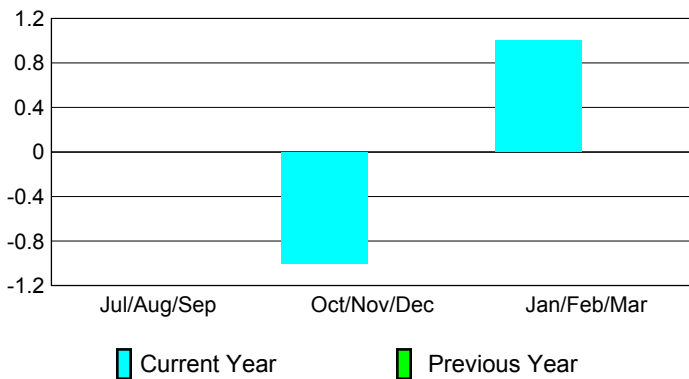
Club Results 2008-2009

Goal, New, Dropped, Gain/Loss



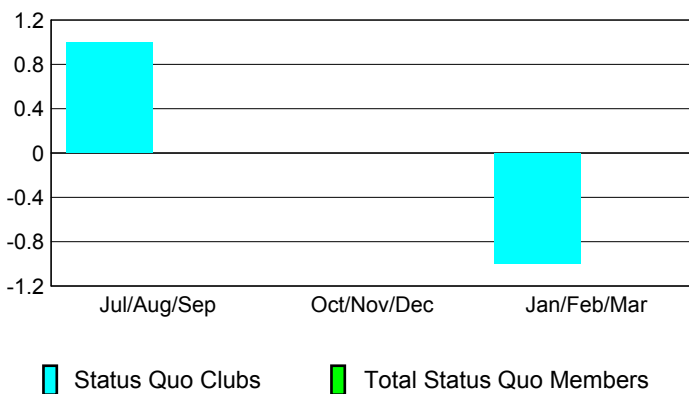
Comparison of Club Gain/Loss

Current Year Compared to the Previous Year



YTD Status Quo Clubs 2008-2009

Status Quo Clubs Compared to Status Quo Members



MEMBERSHIP

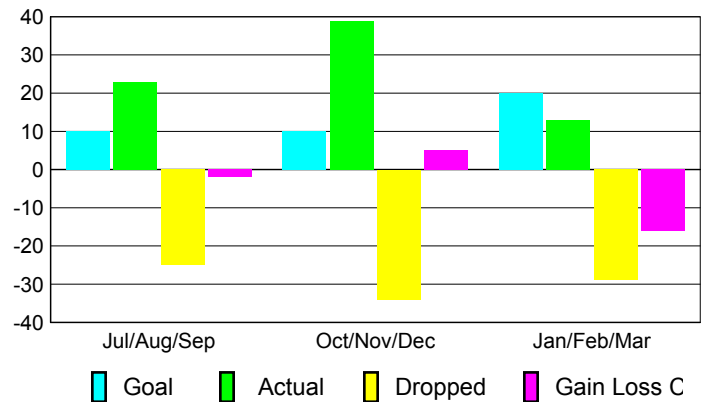
Membership Results 2008-2009

Membership 2007-2008

Month	Net Memb Goal	Actual New Memb	Actual Dropped Memb	Gain/Loss of Memb	Gain/Loss of Memb
Jul/Aug/Sep	10	23	-25	-2	-5
Oct/Nov/Dec	10	39	-34	5	-7
Jan/Feb/Mar	20	13	-29	-16	-22
Totals	40	75	-88	-13	-34

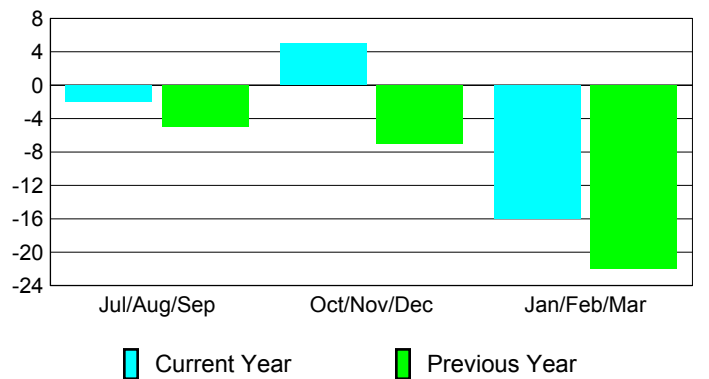
Membership Results 2008-2009

Goal, New, Dropped, Gain/Loss

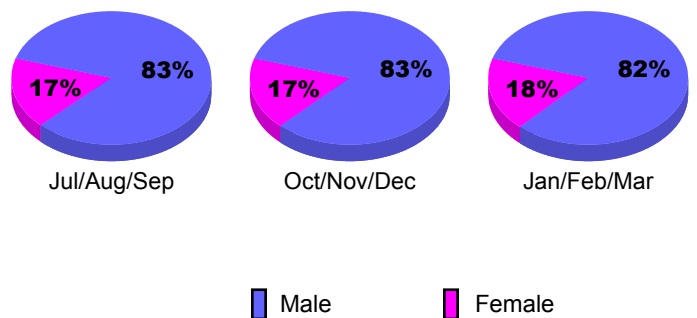


Comparison of Membership Gain/Loss

Current Year Compared to the Previous Year



Gender Comparison 2008-2009





2008-2009 GMT Quarterly Report for District (or Undistricted) **District 24 F**



GMT: **STEVEN D SHERER**

Location: **VIRGINIA**

GMT CA: **1 & 2**

CLUBS

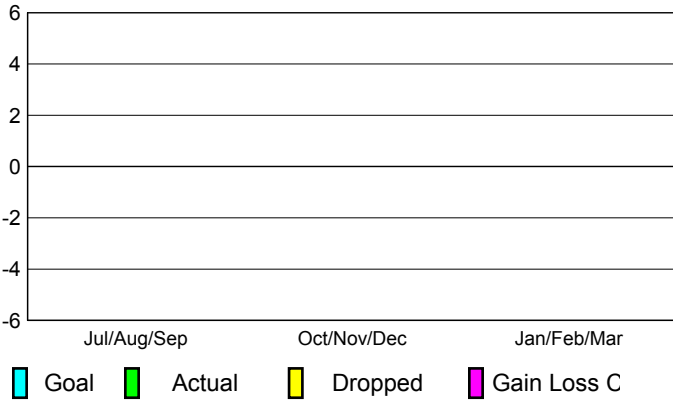
Club Results 2008-2009

Clubs 2007-2008

Month	New Club Goal	Actual New Clubs	Actual Dropped Clubs	Gain/Loss of Clubs	Gain/Loss of Clubs
Jul/Aug/Sep	0	0	0	0	0
Oct/Nov/Dec	0	0	0	0	-1
Jan/Feb/Mar	0	0	0	0	-1
Totals	0	0	0	0	-2

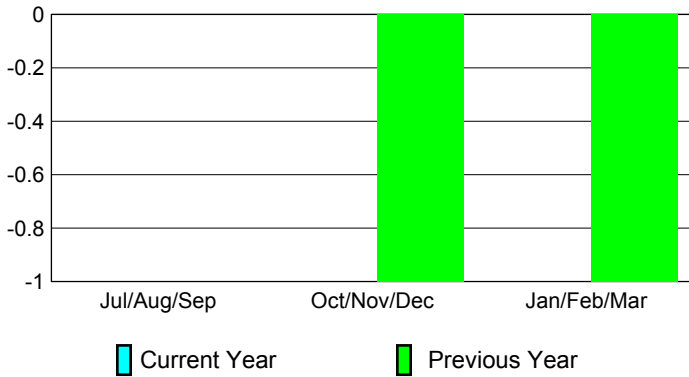
Club Results 2008-2009

Goal, New, Dropped, Gain/Loss




Comparison of Club Gain/Loss

Current Year Compared to the Previous Year



YTD Status Quo Clubs 2008-2009

Status Quo Clubs Compared to Status Quo Members



MEMBERSHIP

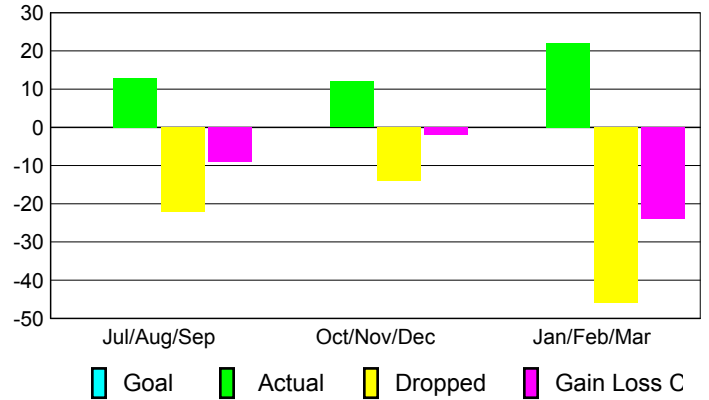
Membership Results 2008-2009

Membership 2007-2008

Month	Net Memb Goal	Actual New Memb	Actual Dropped Memb	Gain/Loss of Memb	Gain/Loss of Memb
Jul/Aug/Sep	0	13	-22	-9	-18
Oct/Nov/Dec	0	12	-14	-2	5
Jan/Feb/Mar	0	22	-46	-24	-18
Totals	0	47	-82	-35	-31

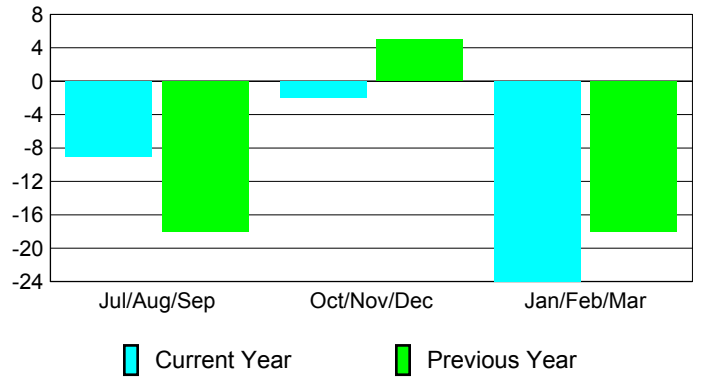
Membership Results 2008-2009

Goal, New, Dropped, Gain/Loss

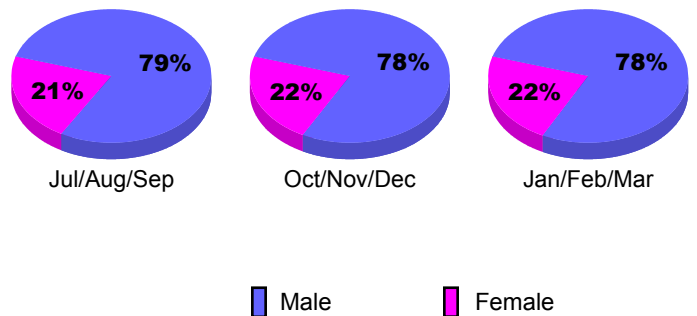


Comparison of Membership Gain/Loss

Current Year Compared to the Previous Year



Gender Comparison 2008-2009





2008-2009 GMT Quarterly Report for District (or Undistricted) **District 29 L**



GMT: **STEVEN D SHERER**

Location: **WEST VIRGINIA**

GMT CA: **1 & 2**

CLUBS

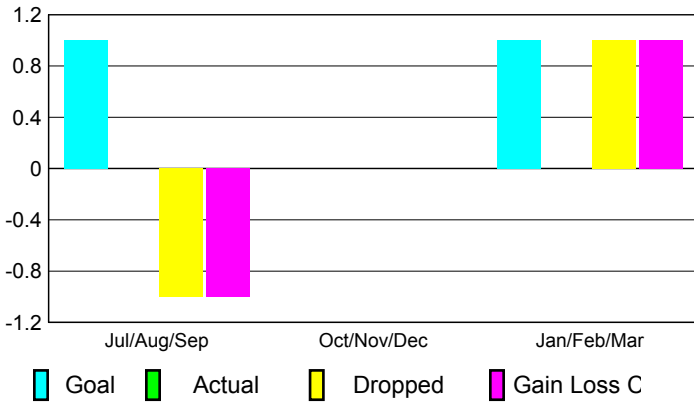
Club Results 2008-2009

Clubs 2007-2008

Month	New Club Goal	Actual New Clubs	Actual Dropped Clubs	Gain/Loss of Clubs	Gain/Loss of Clubs
Jul/Aug/Sep	1	0	-1	-1	0
Oct/Nov/Dec	0	0	0	0	-1
Jan/Feb/Mar	1	0	1	1	-2
Totals	2	0	0	0	-3

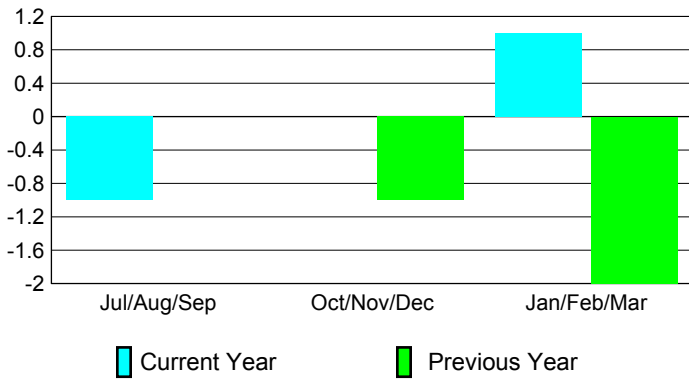
Club Results 2008-2009

Goal, New, Dropped, Gain/Loss




Comparison of Club Gain/Loss

Current Year Compared to the Previous Year



YTD Status Quo Clubs 2008-2009

Status Quo Clubs Compared to Status Quo Members



MEMBERSHIP

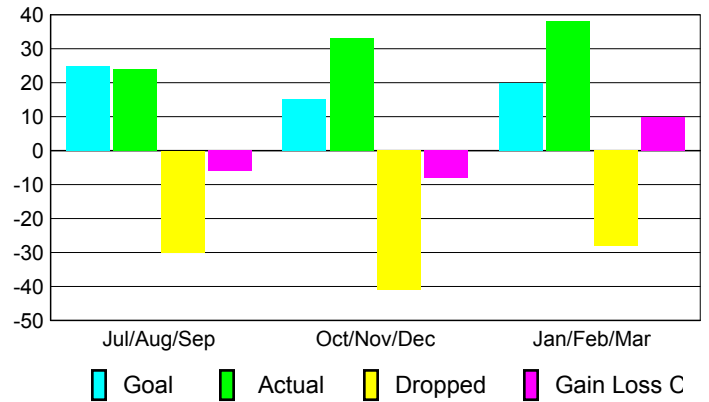
Membership Results 2008-2009

Membership 2007-2008

Month	Net Memb Goal	Actual New Memb	Actual Dropped Memb	Gain/Loss of Memb	Gain/Loss of Memb
Jul/Aug/Sep	25	24	-30	-6	8
Oct/Nov/Dec	15	33	-41	-8	-1
Jan/Feb/Mar	20	38	-28	10	-9
Totals	60	95	-99	-4	-2

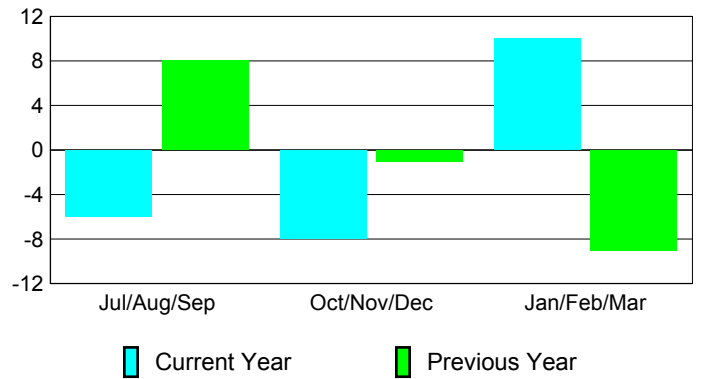
Membership Results 2008-2009

Goal, New, Dropped, Gain/Loss

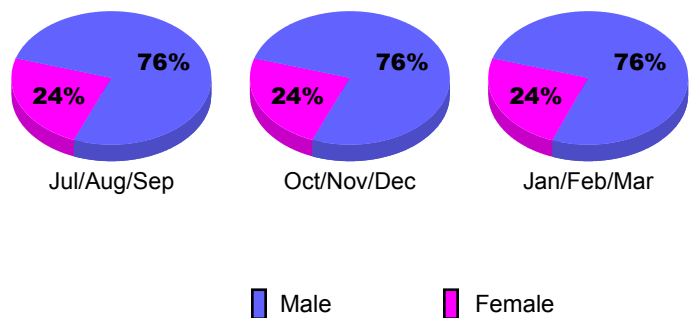


Comparison of Membership Gain/Loss

Current Year Compared to the Previous Year



Gender Comparison 2008-2009





2008-2009 GMT Quarterly Report for District (or Undistricted) **District 29 I**



GMT: **STEVEN D SHERER**

Location: **WEST VIRGINIA**

GMT CA: **1 & 2**

CLUBS

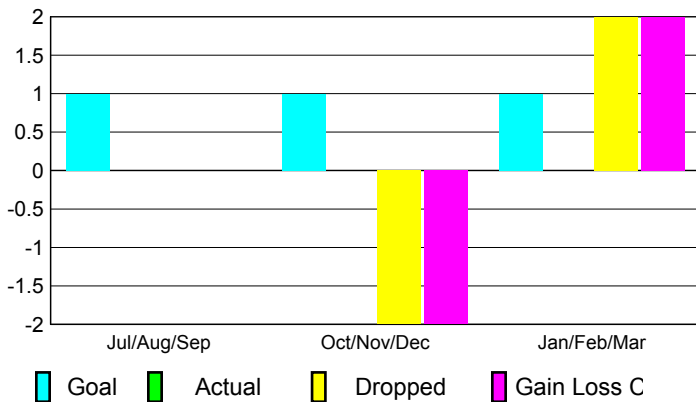
Club Results 2008-2009

Clubs 2007-2008

Month	New Club Goal	Actual New Clubs	Actual Dropped Clubs	Gain/Loss of Clubs	Gain/Loss of Clubs
Jul/Aug/Sep	1	0	0	0	0
Oct/Nov/Dec	1	0	-2	-2	0
Jan/Feb/Mar	1	0	2	2	3
Totals	3	0	0	0	3

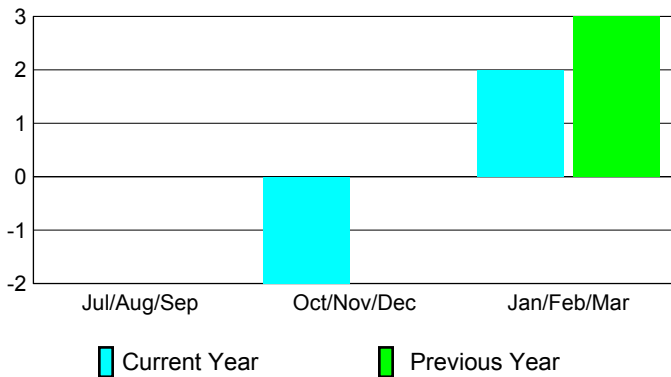
Club Results 2008-2009

Goal, New, Dropped, Gain/Loss



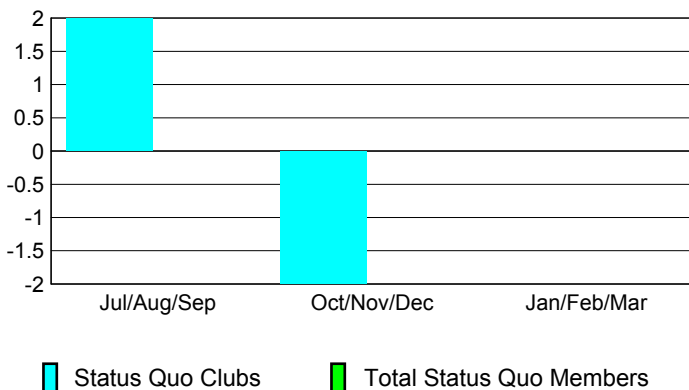
Comparison of Club Gain/Loss

Current Year Compared to the Previous Year



YTD Status Quo Clubs 2008-2009

Status Quo Clubs Compared to Status Quo Members



MEMBERSHIP

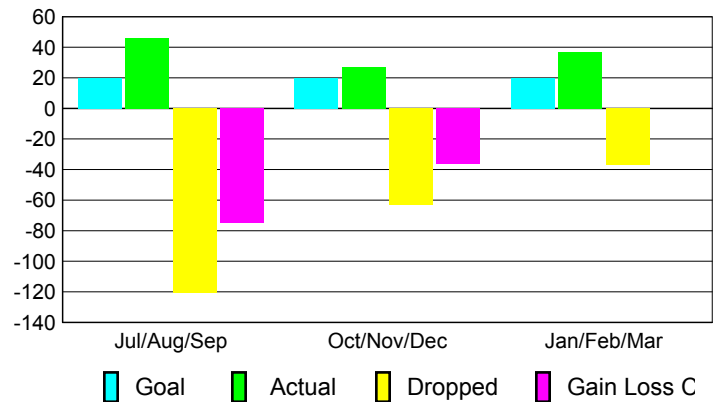
Membership Results 2008-2009

Membership 2007-2008

Month	Net Memb Goal	Actual New Memb	Actual Dropped Memb	Gain/Loss of Memb	Gain/Loss of Memb
Jul/Aug/Sep	20	46	-121	-75	0
Oct/Nov/Dec	20	27	-63	-36	14
Jan/Feb/Mar	20	37	-37	0	45
Totals	60	110	-221	-111	59

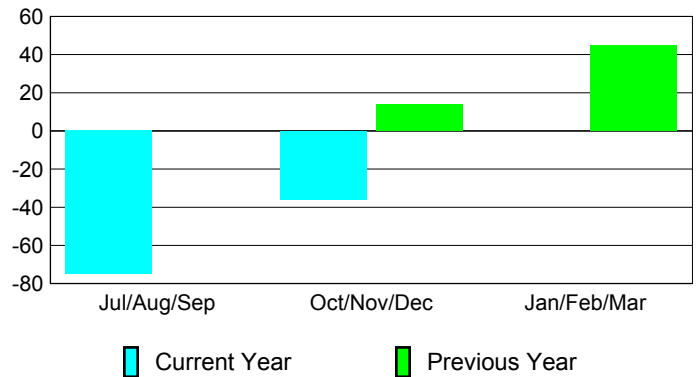
Membership Results 2008-2009

Goal, New, Dropped, Gain/Loss

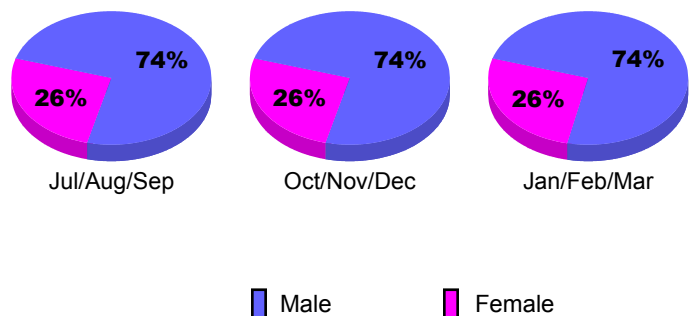


Comparison of Membership Gain/Loss

Current Year Compared to the Previous Year



Gender Comparison 2008-2009





2008-2009 GMT Quarterly Report for District (or Undistricted) **District 29 O**



GMT: **STEVEN D SHERER**

Location: **WEST VIRGINIA**

GMT CA: **1 & 2**

CLUBS

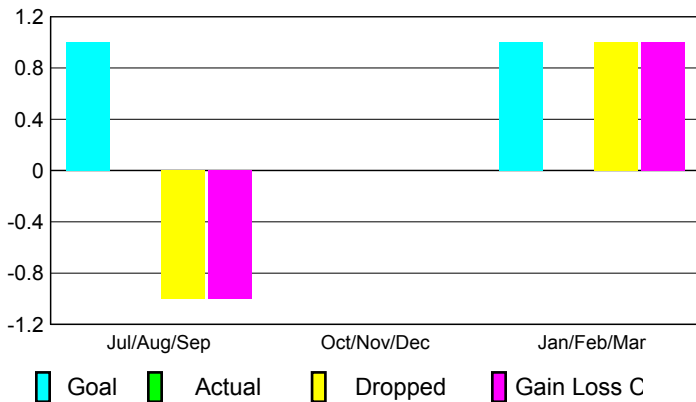
Club Results 2008-2009

Clubs 2007-2008

Month	New Club Goal	Actual New Clubs	Actual Dropped Clubs	Gain/Loss of Clubs	Gain/Loss of Clubs
Jul/Aug/Sep	1	0	-1	-1	0
Oct/Nov/Dec	0	0	0	0	-2
Jan/Feb/Mar	1	0	1	1	0
Totals	2	0	0	0	-2

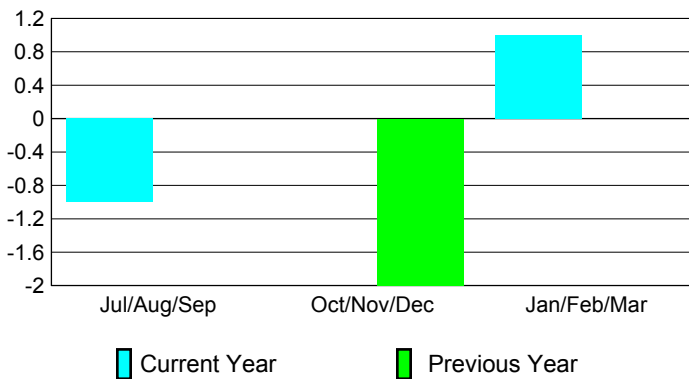
Club Results 2008-2009

Goal, New, Dropped, Gain/Loss



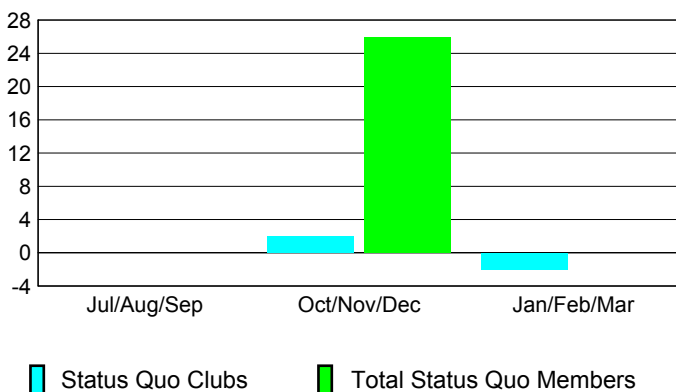
Comparison of Club Gain/Loss

Current Year Compared to the Previous Year



YTD Status Quo Clubs 2008-2009

Status Quo Clubs Compared to Status Quo Members



MEMBERSHIP

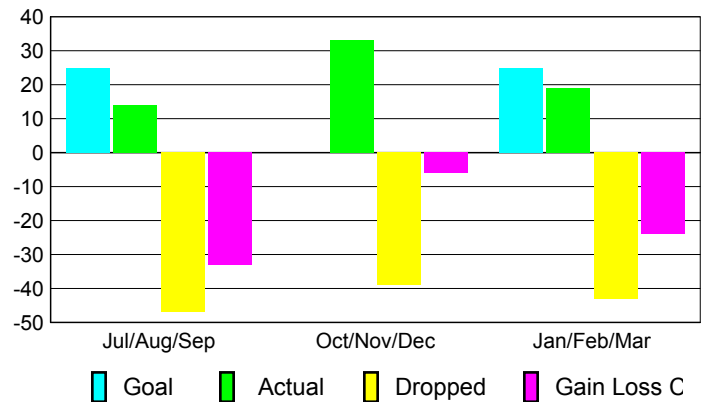
Membership Results 2008-2009

Membership 2007-2008

Month	Net Memb Goal	Actual New Memb	Actual Dropped Memb	Gain/Loss of Memb	Gain/Loss of Memb
Jul/Aug/Sep	25	14	-47	-33	-8
Oct/Nov/Dec	0	33	-39	-6	-9
Jan/Feb/Mar	25	19	-43	-24	41
Totals	50	66	-129	-63	24

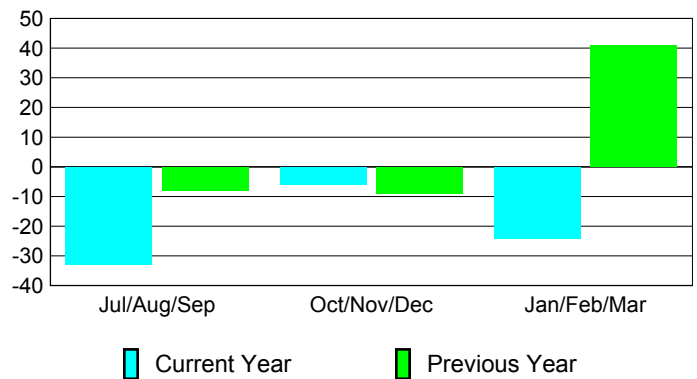
Membership Results 2008-2009

Goal, New, Dropped, Gain/Loss

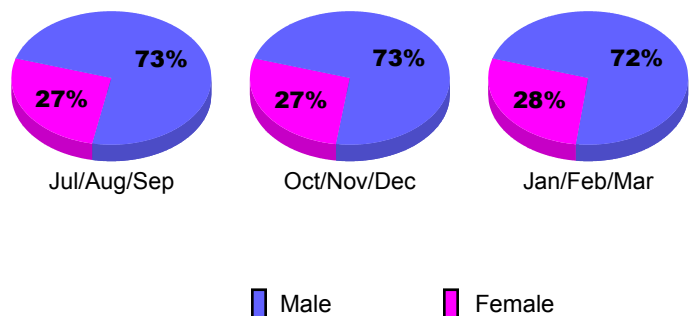


Comparison of Membership Gain/Loss

Current Year Compared to the Previous Year



Gender Comparison 2008-2009





2008-2009 GMT Quarterly Report for District (or Undistricted) **District 29 N**



GMT: **STEVEN D SHERER**

Location: **WEST VIRGINIA**

GMT CA: **1 & 2**

CLUBS

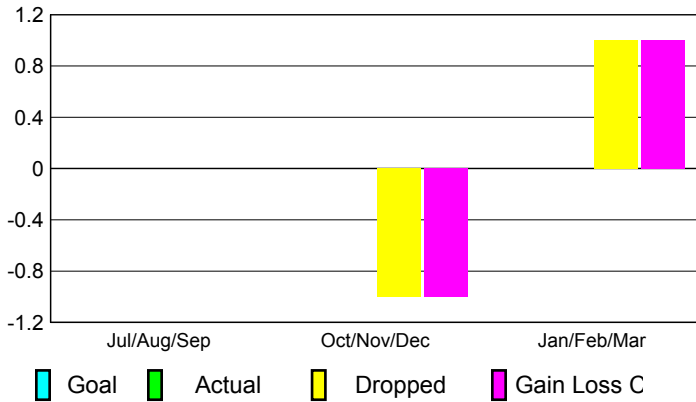
Club Results 2008-2009

Clubs 2007-2008

Month	New Club Goal	Actual New Clubs	Actual Dropped Clubs	Gain/Loss of Clubs	Gain/Loss of Clubs
Jul/Aug/Sep	0	0	0	0	0
Oct/Nov/Dec	0	0	-1	-1	0
Jan/Feb/Mar	0	0	1	1	1
Totals	0	0	0	0	1

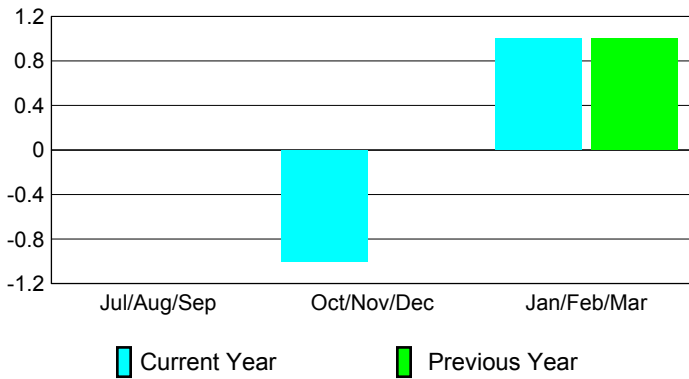
Club Results 2008-2009

Goal, New, Dropped, Gain/Loss



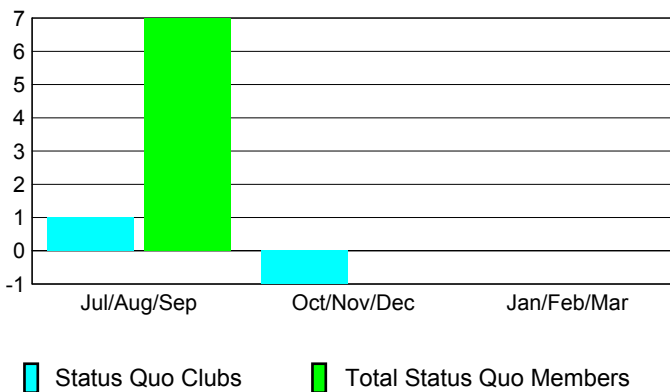
Comparison of Club Gain/Loss

Current Year Compared to the Previous Year



YTD Status Quo Clubs 2008-2009

Status Quo Clubs Compared to Status Quo Members



MEMBERSHIP

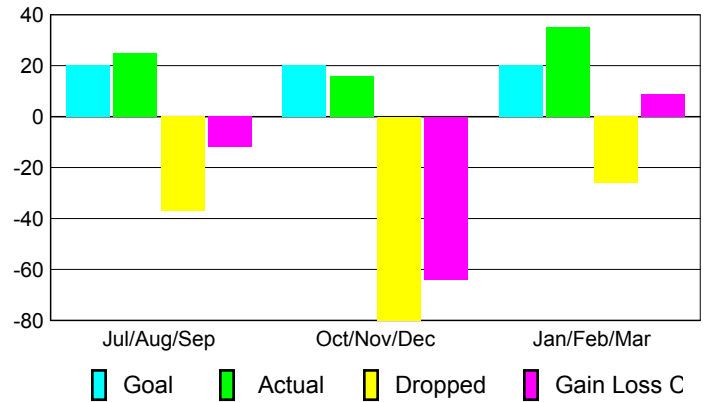
Membership Results 2008-2009

Membership 2007-2008

Month	Net Memb Goal	Actual New Memb	Actual Dropped Memb	Gain/Loss of Memb	Gain/Loss of Memb
Jul/Aug/Sep	20	25	-37	-12	-1
Oct/Nov/Dec	20	16	-80	-64	36
Jan/Feb/Mar	20	35	-26	9	18
Totals	60	76	-143	-67	53

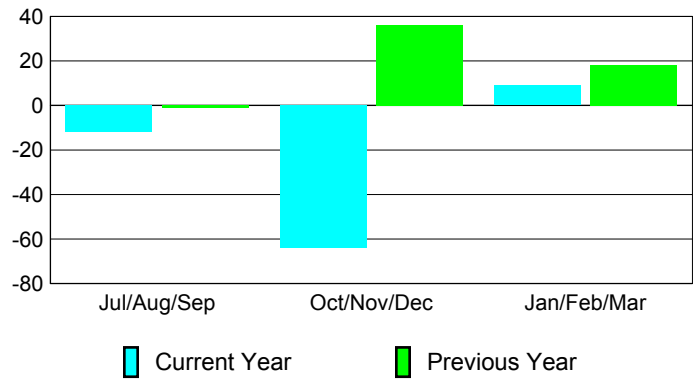
Membership Results 2008-2009

Goal, New, Dropped, Gain/Loss



Comparison of Membership Gain/Loss

Current Year Compared to the Previous Year



Gender Comparison 2008-2009

